

Technical Accessory Guides (TAGs)

For Associates, Resellers, ISVs and Alliance Partners

Global



Version: Active-Only

Will only show products that are known to be available for sale

Need to provide an update or change?

Contact <mailto:pgw786@zebra.com>



For Internal Use by
PartnerConnect Members Only



TC5X Series Technical Accessory Guide



Does not include TC55 accessories. See separate guide for TC55 accessories.

NOTE: TC51 and TC56 discontinued 5/2021 - see PMB 10566

NOTE: This document is only for general reference. Solutions Pathway and related PMBs should be used for product availability, pricing, and final solution selection.

* Zebra does not endorse or specifically recommend any **third-party products, accessories, or hardware**. ZEBRA DISCLAIMS ANY AND ALL LIABILITY, INCLUDING ANY EXPRESS OR IMPLIED WARRANTIES, WHETHER ORAL OR WRITTEN, FOR SUCH THIRD PARTY PRODUCTS, ACCESSORIES, OR HARDWARE. THE CUSTOMER ACKNOWLEDGES THAT NO REPRESENTATION HAS BEEN MADE BY ZEBRA AS TO THE FITNESS OF THE THIRD-PARTY PRODUCTS, ACCESSORIES, OR HARDWARE FOR THE CUSTOMER'S INTENDED PURPOSE.

Cradles and Charging

Single Device Cradles




Part Number	Picture	Description	Notes	Required Items
CRD-TC51-1SCU1-01		Single Slot USB/Charging ShareCradle	<ul style="list-style-type: none"> ▶ Will charge TC5X only. Does not charge spare battery. ▶ Will charge battery in TC5X from 0-90% in as little as 2.5 hours ▶ Compatible with TC5X units with hand strap, Rugged Boot, or Pistol Grip Handle attached. ▶ Includes cradle insert/shim that requires removal when using a TC5X unit with the Rugged Boot/Exoskeleton or Pistol Grip Handle attached. ▶ Connects to rugged charge/communication connector on bottom of TC5X. ▶ USB to Ethernet Module Kit (KT-TC51-ETH1-01) can be used to convert to Ethernet enabled cradle. 	<ul style="list-style-type: none"> ▶ Power Supply (PWR-BGA12V50W0WW) ▶ DC Line Cord (CBL-DC-388A1-01) ▶ AC Line Cord (23844-00-00R) ▶ USB Cable (25-124330-01R) for PC connection
CRD-TC51-1SCU-01		Single Slot USB/Charging ShareCradle Kit	<ul style="list-style-type: none"> ▶ Will charge TC5X only. Does not charge spare battery. ▶ Will charge battery in TC5X from 0-90% in as little as 2.5 hours ▶ Compatible with TC5X units with hand strap, Rugged Boot, or Pistol Grip Handle attached. ▶ Includes cradle insert/shim that requires removal when using a TC5X unit with the Rugged Boot/Exoskeleton or Pistol Grip Handle attached. ▶ Connects to rugged charge/communication connector on bottom of TC5X. ▶ USB to Ethernet Module Kit (KT-TC51-ETH1-01) can be used to convert to Ethernet enabled cradle. ▶ Kit includes Single Slot Cradle (CRD-TC51-1SCU1-01), Power Supply (PWR-BGA12V50W0WW) and DC Line Cord (CBL-DC-388A1-01) 	<ul style="list-style-type: none"> ▶ AC Line Cord (23844-00-00R) ▶ USB Cable (25-124330-01R) for PC connection



<p>CRD-TC51-HC1SC-01</p>		<p>Single Slot Healthcare USB/Charging ShareCradle Kit</p>	<ul style="list-style-type: none"> ▶ Cradle has white color to match white housing of TC5X Healthcare devices. ▶ Will charge TC5X only. Does not charge spare battery. ▶ Will charge battery in TC5X from 0-90% in as little as 2.5 hours ▶ Compatible with TC5X units with hand strap, Rugged Boot, or Pistol Grip Handle attached. ▶ Includes cradle insert/shim that requires removal when using a TC5X unit with the Rugged Boot/Exoskeleton or Pistol Grip Handle attached. ▶ Connects to rugged charge/communication connector on bottom of TC5X. ▶ USB to Ethernet Module Kit (KT-TC51-ETH1-01) can be used to convert to Ethernet enabled cradle. ▶ Kit includes Single Slot Cradle (CRD-TC51-HC1SC1-01), Power Supply (PWR-BGA12V50W0WW) and DC Line Cord (CBL-DC-388A1-01) 	<ul style="list-style-type: none"> ▶ AC Line Cord (23844-00-00R) ▶ USB Cable (25-124330-01R) for PC connection
<p>CRD-TC51-HC1SC-02</p>		<p>Single Slot Healthcare USB/Charging ShareCradle Kit with AC Line Cord</p>	<ul style="list-style-type: none"> ▶ Cradle has white color to match white housing of TC5X Healthcare devices. ▶ Will charge TC5X only. Does not charge spare battery. ▶ Will charge battery in TC5X from 0-90% in as little as 2.5 hours ▶ Compatible with TC5X units with hand strap, Rugged Boot, or Pistol Grip Handle attached. ▶ Includes cradle insert/shim that requires removal when using a TC5X unit with the Rugged Boot/Exoskeleton or Pistol Grip Handle attached. ▶ Connects to rugged charge/communication connector on bottom of TC5X. ▶ USB to Ethernet Module Kit (KT-TC51-ETH1-01) can be used to convert to Ethernet enabled cradle. ▶ Kit includes Single Slot Cradle (CRD-TC51-HC1SC1-01), Power Supply (PWR-BGA12V50W0WW), DC Line Cord (CBL-DC-388A1-01) and AC Line Cord (23844-00-00R). ▶ NOTE: This is a custom product. Please work with your Zebra representative to open a Custom Product Request (CPR) if you would like to order this item. 	<ul style="list-style-type: none"> ▶ USB Cable (25-124330-01R) for PC connection
<p>CRD-TC5X-2SETH-01</p>		<p>Single Slot USB/Ethernet/Charging Cradle</p>	<ul style="list-style-type: none"> ▶ Will charge TC5X and a spare battery ▶ Will charge battery in TC5X from 0-90% in as little as 2.5 hours ▶ Compatible with TC5X units with hand strap, Rugged Boot, or Pistol Grip Handle attached. ▶ Includes cradle insert/shim that requires removal when using a TC5X unit with the Rugged Boot/Exoskeleton or Pistol Grip Handle attached. ▶ Connects to rugged charge/communication connector on bottom of TC5X. ▶ 10/100 Mbps Ethernet speed 	<ul style="list-style-type: none"> ▶ Power Supply (PWR-BGA12V50W0WW) ▶ DC Line Cord (CBL-DC-388A1-01) ▶ AC Line Cord (23844-00-00R)




<p>CRD-TC5X-2SETH-02</p>		<p>Single Slot USB/Ethernet/Charging Cradle Kit</p>	<ul style="list-style-type: none"> ▶ Will charge TC5X and a spare battery ▶ Will charge battery in TC5X from 0-90% in as little as 2.5 hours ▶ Compatible with TC5X units with hand strap, Rugged Boot, or Pistol Grip Handle attached. ▶ Includes cradle insert/shim that requires removal when using a TC5X unit with the Rugged Boot/Exoskeleton or Pistol Grip Handle attached. ▶ Connects to rugged charge/communication connector on bottom of TC5X. ▶ 10/100 Mbps Ethernet speed ▶ Kit includes Ethernet Cradle (CRD-TC5X-2SETH-01), Power Supply (PWR-BGA12V50W0WW) and DC Line Cord (CBL-DC-388A1-01). 	<ul style="list-style-type: none"> ▶ AC Line Cord (23844-00-00F or country specific)
<p>CRD-TC5X-1SWS1-01</p>		<p>Workstation Docking Cradle</p>	<ul style="list-style-type: none"> ▶ An enhanced single-slot charging cradle allowing users to use the TC5X as a workstation or kiosk. ▶ Cradle includes the following additional ports: <ul style="list-style-type: none"> - HDMI - Ethernet - 4 USB ports for keyboard, mouse, and other supported USB devices. ▶ Two USB ports are located on both sides of cradle. One port provides 1.5A current. The remaining three provide .5A current. ▶ Also includes Kensington port to secure the cradle to a desk location. Cradle can also be screwed down to desk/counter. ▶ Will charge TC5X only. Does not charge spare battery. ▶ Will charge battery in TC5X from 0-90% in as little as 2.5 hours ▶ Compatible with TC5X units with hand strap, Rugged Boot, or Pistol Grip Handle attached. ▶ Includes cradle insert/shim that requires removal when using a TC5X unit with the Rugged Boot/Exoskeleton or Pistol Grip Handle attached. ▶ Connects to rugged charge/communication connector on bottom of TC5X. ▶ TC5X may require additional drivers or updated BSP - see PMB 10207 for details. 	<ul style="list-style-type: none"> ▶ Power Supply (PWR-BGA12V50W0WW) ▶ DC Line Cord (CBL-DC-388A1-01) ▶ AC Line Cord (23844-00-00R)





<p>CRD-TC5X-1SWS-01</p>		<p>Workstation Docking Cradle Kit</p>	<ul style="list-style-type: none"> ▶ An enhanced single-slot charging cradle allowing users to use the TC5X as a workstation or kiosk. ▶ Cradle includes the following additional ports: <ul style="list-style-type: none"> - HDMI - Ethernet - 4 USB ports for keyboard, mouse, and other supported USB devices. ▶ Two USB ports are located on both sides of cradle. One port provides 1.5A current. The remaining three provide .5A current. ▶ Also includes Kensington port to secure the cradle to a desk location. Cradle can also be screwed down to desk/counter. ▶ Will charge TC5X only. Does not charge spare battery. ▶ Will charge battery in TC5X from 0-90% in as little as 2.5 hours ▶ Compatible with TC5X units with hand strap, Rugged Boot, or Pistol Grip Handle attached. ▶ Includes cradle insert/shim that requires removal when using a TC5X unit with the Rugged Boot/Exoskeleton or Pistol Grip Handle attached. ▶ Connects to rugged charge/communication connector on bottom of TC5X. ▶ Kit includes Docking Cradle (CRD-TC5X-1SWS1-01), Power Supply (PWR-BGA12V50W0WW) and DC Line Cord (CBL-DC-388A1-01). ▶ TC5X may require additional drivers or updated BSP - see PMB 10207 for details. 	<ul style="list-style-type: none"> ▶ AC Line Cord (23844-00-00P or country specific)
<p>KT-TC51-ETH1-01</p>		<p>USB to Ethernet Module Kit</p> 	<ul style="list-style-type: none"> ▶ Attaches to Single Slot USB/Charging Cradle (CRD-TC51-1SCU-01) to provide Ethernet support ▶ Mechanical switch selects between USB B port and RJ45 Ethernet jack. ▶ 10/100/1000 Mbps speed ▶ LEDs on module indicate connectivity and speed. ▶ Includes USB to Ethernet Module (MOD-MT2-EU1-01) and Support Bracket/Plate (BRKT-TC51-ENET1-02). 	<ul style="list-style-type: none"> ▶ Single Slot USB/Charging Cradle (CRD-TC51-1SCU-01)
<p>MOD-MT2-EU1-01</p>		<p>USB to Ethernet Module</p>	<ul style="list-style-type: none"> ▶ Attaches to USB/Charging ShareCradle (CRD-TC51-1SCU-01) to provide Ethernet support ▶ Mechanical switch selects between USB B port and RJ45 Ethernet jack. ▶ 10/100/1000 Mbps speed ▶ LEDs on module indicate connectivity and speed. 	<ul style="list-style-type: none"> ▶ Single Slot USB/Charging Cradle (CRD-TC51-1SCU-01) ▶ USB to Ethernet Adapter Bracket (BRKT-TC51-ENET1-02)
<p>BRKT-TC51-ENET1-02</p>		<p>USB to Ethernet Adapter Bracket</p> 	<ul style="list-style-type: none"> ▶ Bracket keeps USB to Ethernet Module secured on Single Slot Cradle. 	

<p>PSCTC5X-SCAN (devices without Rugged Boot attached)</p> <p>PSCTC5X-B-SCAN (devices with Rugged Boot attached)</p> <p>(3rd party) *</p> <p>http://www.portsmith.com</p>		<p>Portsmith ScanStand Charge-Only Cradle Kit</p>	<ul style="list-style-type: none"> ▶ Extends the use of the TC5X as a fixed scanner. ▶ Firmly holds the TC5X in a downward facing direction with a range of motion allowing scanning angle to be adjusted. ▶ Ruggedly made for enterprise use. ▶ Connects to rugged charge connector on bottom of TC5X. ▶ Versions available for devices with and without Rugged Boot/Exoskeleton attached. ▶ Kit includes Cradle and power supply. 	
<p>PSCTC56E-NB (devices without Rugged Boot attached)</p> <p>PSCTC56E-B (devices with Rugged Boot attached)</p> <p>(3rd party) *</p> <p>http://www.portsmith.com</p>		<p>Portsmith Single Slot Ethernet Charging Cradle kit</p>	<ul style="list-style-type: none"> ▶ Connects to rugged charge/communication connector on bottom of TC5X. ▶ Versions available for devices with and without Rugged Boot/Exoskeleton attached. ▶ Kit includes PSCTC56E Cradle, power supply, and Ethernet patch cable. 	
Multi-Device Cradles				
Part Number	Picture	Description	Notes	Required Items
<p>CRD-TC51-5SCHG1-01</p>		<p>5-Slot Charge-Only ShareCradle</p>	<ul style="list-style-type: none"> ▶ Will charge up to five TC5X units. ▶ Will charge battery in TC5X from 0-90% in as little as 2.5 hours ▶ Does not charge spare batteries ▶ Compatible with TC5X units with hand strap, Rugged Boot, or Pistol Grip Handle attached. ▶ Includes cradle insert/shim that requires removal when using a TC5X unit with the Rugged Boot/Exoskeleton or Pistol Grip Handle attached. ▶ Can be racked/ mounted in a standard 19 inch rack system via the mounting accessory (BRKT-SCRD-SMRK-01) ▶ Connects to rugged charge connector on bottom of TC5X. 	<ul style="list-style-type: none"> ▶ Power Supply (PWR-BGA12V108W0WW) ▶ DC Line Cord (CBL-DC-381A1-01) ▶ AC Line Cord (23844-00-00R)
<p>CRD-TC51-5SCHG-01</p>		<p>5-Slot Charge-Only ShareCradle Kit</p>	<ul style="list-style-type: none"> ▶ Will charge up to five TC5X units. ▶ Will charge battery in TC5X from 0-90% in as little as 2.5 hours ▶ Does not charge spare batteries ▶ Compatible with TC5X units with hand strap, Rugged Boot, or Pistol Grip Handle attached. ▶ Includes cradle insert/shim that requires removal when using a TC5X unit with the Rugged Boot/Exoskeleton or Pistol Grip Handle attached. ▶ Can be racked/ mounted in a standard 19 inch rack system via the mounting accessory (BRKT-SCRD-SMRK-01) ▶ Connects to rugged charge connector on bottom of TC5X. ▶ Kit includes Cradle (CRD-TC51-5SCHG1-01), Power Supply (PWR-BGA12V108W0WW) and DC Line Cord (CBL-DC-381A1-01) 	<ul style="list-style-type: none"> ▶ AC Line Cord (23844-00-00R)


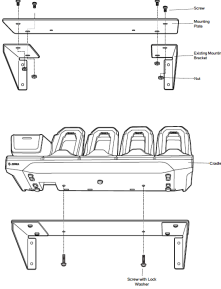
<p>CRD5SLOT-TC5X-WM</p>		<p>5-Slot Charge-Only ShareCradle Kit with AC Line Cord</p>	<ul style="list-style-type: none"> ▶ Will charge up to five TC5X units. ▶ Will charge battery in TC5X from 0-90% in as little as 2.5 hours ▶ Does not charge spare batteries ▶ Compatible with TC5X units with hand strap, Rugged Boot, or Pistol Grip Handle attached. ▶ Includes cradle insert/shim that requires removal when using a TC5X unit with the Rugged Boot/Exoskeleton or Pistol Grip Handle attached. ▶ Can be racked/ mounted in a standard 19 inch rack system via the mounting accessory (BRKT-SCRD-SMRK-01) ▶ Connects to rugged charge connector on bottom of TC5X. ▶ Kit includes Cradle (CRD-TC51-5SCHG1-01), Power Supply (PWR-BGA12V108W0WW), DC Line Cord (CBL-DC-381A1-01) and AC Line Cord (23844-00-00R). ▶ NOTE: This is a custom product. Please work with your Zebra representative to open a Custom Product Request (CPR) if you would like to order this item. 	
<p>CRD-TC5X-5SCHG-02</p>		<p>5-Slot Charge-Only ShareCradle Kit for Rugged Boot/Exoskeleton devices</p>	<ul style="list-style-type: none"> ▶ Same as CRD-TC51-5SCHG-01 except doesn't include the cradle inserts/shims used when TC5X units do not have the Rugged Boot/Exoskeleton or Pistol Grip Handle attached. ▶ Will charge up to five TC5X units. ▶ Will charge battery in TC5X from 0-90% in as little as 2.5 hours ▶ Does not charge spare batteries ▶ Can be racked/ mounted in a standard 19 inch rack system via the mounting accessory (BRKT-SCRD-SMRK-01) ▶ Connects to rugged charge connector on bottom of TC5X. ▶ Kit includes Cradle (CRD-TC51-5SCHG1-01), Power Supply (PWR-BGA12V108W0WW) and DC Line Cord (CBL-DC-381A1-01). ▶ NOTE: This is a custom product. Please work with your Zebra representative to open a Custom Product Request (CPR) if you would like to order this item. 	<ul style="list-style-type: none"> ▶ AC Line Cord (23844-00-00R) ▶ TC5X units must have Rugged Boot/Exoskeleton attached.
<p>CRD-TC51-HC5SC1-01</p>		<p>5-Slot Healthcare Charge-Only ShareCradle</p>	<ul style="list-style-type: none"> ▶ Cradle has white color to match white housing of TC5X Healthcare devices. ▶ Will charge up to five TC5X units. ▶ Will charge battery in TC5X from 0-90% in as little as 2.5 hours ▶ Does not charge spare batteries ▶ Compatible with TC5X units with hand strap, Rugged Boot, or Pistol Grip Handle attached. ▶ Includes cradle insert/shim that requires removal when using a TC5X unit with the Rugged Boot/Exoskeleton or Pistol Grip Handle attached. ▶ Can be racked/ mounted in a standard 19 inch rack system via the mounting accessory (BRKT-SCRD-SMRK-01) ▶ Connects to rugged charge connector on bottom of TC5X. 	<ul style="list-style-type: none"> ▶ Power Supply (PWR-BGA12V108W0WW) ▶ DC Line Cord (CBL-DC-381A1-01) ▶ AC Line Cord (23844-00-00R)

<p>CRD-TC51-HC5SC-01</p>		<p>5-Slot Healthcare Charge-Only ShareCradle Kit</p>	<ul style="list-style-type: none"> ▶ Cradle has white color to match white housing of TC51 Healthcare devices. ▶ Will charge up to five TC5X units. ▶ Will charge battery in TC5X from 0-90% in as little as 2.5 hours ▶ Does not charge spare batteries ▶ Compatible with TC5X units with hand strap, Rugged Boot, or Pistol Grip Handle attached. ▶ Includes cradle insert/shim that requires removal when using a TC5X unit with the Rugged Boot/Exoskeleton or Pistol Grip Handle attached. ▶ Can be racked/ mounted in a standard 19 inch rack system via the mounting accessory (BRKT-SCRD-SMRK-01) ▶ Connects to rugged charge connecto on bottom of TC5X. ▶ Kit includes Cradle (CRD-TC51-HC5SC1-01), Power Supply (PWR-BGA12V108W0WW) and DC Line Cord (CBL-DC-381A1-01) 	<p>▶ AC Line Cord (23844-00-00R)</p>
<p>CRD-TC51-HC5SC-02</p>		<p>5-Slot Healthcare Charge-Only ShareCradle Kit with AC Line Cord</p>	<ul style="list-style-type: none"> ▶ Cradle has white color to match white housing of TC51 Healthcare devices. ▶ Will charge up to five TC5X units. ▶ Will charge battery in TC5X from 0-90% in as little as 2.5 hours ▶ Does not charge spare batteries ▶ Compatible with TC5X units with hand strap, Rugged Boot, or Pistol Grip Handle attached. ▶ Includes cradle insert/shim that requires removal when using a TC5X unit with the Rugged Boot/Exoskeleton or Pistol Grip Handle attached. ▶ Can be racked/ mounted in a standard 19 inch rack system via the mounting accessory (BRKT-SCRD-SMRK-01) ▶ Connects to rugged charge connecto on bottom of TC5X. ▶ Kit includes Cradle (CRD-TC51-HC5SC1-01), Power Supply (PWR-BGA12V108W0WW), DC Line Cord (CBL-DC-381A1-01) and AC Line Cord (23844-00-00R). ▶ NOTE: This is a custom product. Please work with your Zebra representative to open a Custom Product Request (CPR) if you would like to order this item. 	





<p>CRD-TC51-5SC4B-01</p>		<p>5-Slot Charge-Only ShareCradle with Spare Battery Charging slot Kit</p>	<ul style="list-style-type: none"> ▶ Will charge up to four TC5X units and four spare batteries. ▶ Will charge battery in TC5X from 0-90% in as little as 2.5 hours and batteries in Spare Charger will charge from 0-90% in less than 2 hours. ▶ Compatible with TC5X units with hand strap, Rugged Boot, or Pistol Grip Handle attached. ▶ Includes cradle insert/shim that requires removal when using a TC5X unit with the Rugged Boot/Exoskeleton or Pistol Grip Handle attached. ▶ Can be racked/ mounted in a standard 19 inch rack system via the mounting accessory (BRKT-SCRD-SMRK-01) ▶ Connects to rugged charge connector on bottom of TC5X. ▶ Kit includes Cradle (CRD-TC51-5SC4BC-01), Power Supply (PWR-BGA12V108W0WW) and DC Line Cord (CBL-DC-381A1-01) 	<p>▶ AC Line Cord (23844-00-00R)</p>
<p>CRD5S-TC5X-BTRY-WM</p>		<p>5-Slot Charge-Only ShareCradle with Spare Battery Charging slot Kit with AC Line Cord</p>	<ul style="list-style-type: none"> ▶ Will charge up to four TC5X units and four spare batteries. ▶ Will charge battery in TC5X from 0-90% in as little as 2.5 hours and batteries in Spare Charger will charge from 0-90% in less than 2 hours. ▶ Compatible with TC5X units with hand strap, Rugged Boot, or Pistol Grip Handle attached. ▶ Includes cradle insert/shim that requires removal when using a TC5X unit with the Rugged Boot/Exoskeleton or Pistol Grip Handle attached. ▶ Can be racked/ mounted in a standard 19 inch rack system via the mounting accessory (BRKT-SCRD-SMRK-01) ▶ Connects to rugged charge connector on bottom of TC5X. ▶ Kit includes Cradle (CRD-TC51-5SC4BC-01), Power Supply (PWR-BGA12V108W0WW), DC Line Cord (CBL-DC-381A1-01) and AC Line Cord (23844-00-00R). ▶ NOTE: This is a custom product. Please work with your Zebra representative to open a Custom Product Request (CPR) if you would like to order this item. 	
<p>CRD-TC51-4SCHG1-01</p>		<p>4-Slot Charge-Only Cradle (Legacy Style)</p>	<ul style="list-style-type: none"> ▶ Will charge up to four TC5X units. ▶ Does not charge spare batteries ▶ Connects to rugged charge connector on bottom of TC5X. ▶ Cradle has similar dimensions to MC7X series 4-Slot Charge-Only Cradle (CRD7X00-4000CR) allowing MC7X series customers with custom sized fixtures to easily migrate to TC5X by swapping in this custom cradle. ▶ NOTE: This is a custom product. Please work with your Zebra representative to open a Custom Product Request (CPR) if you would like to order this item. 	






<p>PSD4TC5X-01 (4-slot cradle)</p> <p>PSD6TC5X-01 (6-slot cradle)</p> <p>PSD8TC5X-01 (8-slot cradle)</p> <p>(3rd party) *</p> <p>http://www.portsmith.com</p>		<p>Portsmith Multi-Slot Charge-Only Dock Kit</p>	<ul style="list-style-type: none"> ▶ Provides four, six or eight slot options ▶ LED status indicators. ▶ Precision alignment of the handheld into the cradle. ▶ One handed insertion and removal. ▶ Durable powder-coated metal chassis ▶ Injection molded cradles slots. ▶ Safe and regulated power at each cup - 5VDC 2A delivered to each slot. ▶ KIT Includes power supply and line cord for use in North America. 	
<p>PSP5TC56-01</p> <p>(3rd party) *</p> <p>http://www.portsmith.com</p>		<p>Portsmith 5-Slot Charge-Only Dock</p>	<ul style="list-style-type: none"> ▶ Charges five devices per module from a single power supply. ▶ Durable rugged ABS cradle materials ▶ Precision alignment of the handheld into the cradle ▶ One handed insertion and removable ▶ Safe and regulated power at each cup - 5VDC 2A delivered to each slot ▶ Powder-coated steel chassis ▶ Better space efficiency compared to five individual charging docks ▶ Dimensions: 23" wide, 5" deep, 7" tall ▶ Includes power supply and line cord for use in North America. 	
<p>PSP4TC56-02</p> <p>(3rd party) *</p> <p>http://www.portsmith.com</p>		<p>Portsmith 4-Slot Charge-Only Dock - for Rack Mounting</p>	<ul style="list-style-type: none"> ▶ Charges four devices per rack module from a single power supply. ▶ Durable rugged ABS cradle materials ▶ Precision alignment of the handheld into the cradle ▶ One handed insertion and removable ▶ Safe and regulated power at each cup - 5VDC 2A delivered to each slot ▶ Powder-coated steel chassis ▶ Mounts in any industry standard server or wall mount rack ▶ 6U or 10.5 inches tall ▶ Includes power supply and line cord for use in North America. 	
<p>CRD-TC51-5SETH-01</p>		<p>5-Slot Ethernet/Charging ShareCradle Kit</p>	<ul style="list-style-type: none"> ▶ Allows network speeds up to 1 Gb ▶ Will charge up to five TC5X units. ▶ Will charge battery in TC5X from 0-90% in as little as 2.5 hours. ▶ Does not charge spare batteries ▶ Compatible with TC5X units with hand strap, Rugged Boot, or Pistol Grip Handle attached. ▶ Includes cradle insert/shim that requires removal when using a TC5X unit with the Rugged Boot/Exoskeleton or Pistol Grip Handle attached. ▶ Can be racked/ mounted in a standard 19 inch rack system via the mounting accessory (BRKT-SCRD-SMRK-01) ▶ Connects to rugged charge connector on bottom of TC5X. ▶ Includes 5-Slot Ethernet/Charging ShareCradle (CRD-TC51-5SETH1-01), Power Supply (PWR-BGA12V108W0WW) and DC Line Cord (CBL-DC-381A1-01) 	<p>▶ AC Line Cord (23844-00-00R)</p>

<p>CS-CRD-LOC-TC5 (includes locks for 5 cradle slots)</p> <p>CS-CRD-LOC-TC5-T (includes locks for 4 cradle slots - for multi-slot cradles with spare battery charger installed)</p>	 <p>ShareCradle not included</p>	<p>Multi-Slot ShareCradle Locking Kit</p>	<ul style="list-style-type: none"> ▶ Kit allows Multi-Slot ShareCradles to be retrofitted with mechanical lock to prevent unauthorized use/theft. ▶ User must authenticate on device (via PIN code or barcode scan) before locking mechanism will release it. ▶ ShareCradle with Locking Kit can be installed inside Intelligent Cabinet, on Storage Rack or can be placed on desk/counter. ▶ Includes software app for device that enables the locking mechanism and Zebra Video on Device (VoD) for user training. ▶ Typically used with Zebra Intelligent Cabinet solution but can also be integrated with other applications using SDK. ▶ Not compatible with Snap-On accessories attached (e.g. MSR, Trigger Handle etc...) ▶ Lock taps into ShareCradle's power supply (PWR-BGA12V108W0WWW) using included pigtail cable. ▶ Device communicates with the cradle lock by sending a series of light pulses at the top of its display. The correct sequence of pulses unlocks the clamp/arm. ▶ Clamp/Arm operation details: <ul style="list-style-type: none"> - Clamp is held in place by gravity so the user has to physically raise the clamp to retrieve their device. - Clamp will then drop back down past the point where it would clamp a device. This lower position tells the clamp not to re-engage the lock. - The lock only re-engages when a device is present in the cradle and the clamp descends to the correct level. 	<p>▶ Multi-Slot ShareCradle (i.e. CRD-TC51-5SCHG1-01 or similar)</p>
<p>CRD-TC5X-BLKINSERT1-05</p>		<p>Replacement ShareCradle Cup Insert/Shim (pack of 5)</p>	<ul style="list-style-type: none"> ▶ Replacement cradle inserts/shims that are typically included with each TC5X series ShareCradle. ▶ Insert/shim is used with devices without the Rugged Boot/Exoskeleton or Pistol Grip Handle attached. ▶ Black color 	
<p>CUP-TC5X-SEC01-02</p>		<p>Replacement Charge-Only ShareCradle Cup</p>	<ul style="list-style-type: none"> ▶ Can be used to replace a damaged cradle cup or can be used to create a multi-slot cradle supporting a mixed combination of devices (i.e. two TC21/TC26 and three TC5X series). ▶ Only compatible with cradles that use ShareCradle design (i.e. TC5X series). ▶ NOTE: This is a custom product. Please work with your Zebra representative to open a Custom Product Request (CPR) if you would like to order this item. 	


BRKT-SCRD-SMRK-01		5-Slot ShareCradle Mounting Bracket	<ul style="list-style-type: none"> ▶ Allows for rack and wall mounting of one 5-Slot ShareCradle, up to four Single Slot ShareCradles, or up to four 4-Slot Battery Chargers. ▶ Bracket can be mounted on standard 19" network rack or on a wall. ▶ Has cable routing slots and removable power supply tray that stores and conceals power supplies. ▶ Adjustable tabs & screw mounts for easy hanging/installation. ▶ Adjustable orientations: <ul style="list-style-type: none"> - 25° High Density (5-Slot Charge Only Cradle) - Horizontal (Single Slot Cradle or 4-Slot Battery Chargers). ▶ See the Bluetooth-Generic Accessories TAG for info on 3rd party Network Racks that can be used for mounting this bracket. 	
ADP-TC7X-PLT-FX		5-Slot ShareCradle Mounting Bracket Adapter Plate for Honeywell	<ul style="list-style-type: none"> ▶ Allows Zebra Multi-Slot ShareCradles to be mounted on legacy Honeywell Flex Cradle Wall Mount Brackets (HON SKU #203-641-002). ▶ Includes hardware to attach plate to HON wall bracket and secure ShareCradle to plate. ▶ NOTE: This is a custom product. Please work with your Zebra representative to open a Custom Product Request (CPR) if you would like to order this cable. 	

Battery Charging



Part Number	Picture	Description	Notes	Required Items
SAC-TC51-4SCHG1-01		4-Slot Spare Battery Charger	<ul style="list-style-type: none"> ▶ Charges up to four spare batteries only ▶ Batteries will charge from 0-90% in less than 2 hours ▶ Can be used standalone or up to 4 Chargers can be mounted on Mounting Bracket (BRKT-SCRD-SMRK-01) 	<p><u>To power a single Charger</u></p> <ul style="list-style-type: none"> ▶ Power Supply (PWR-BGA12V50W0WW) ▶ DC Line Cord (CBL-DC-388A1-01) ▶ AC Line Cord (23844-00-00R) <p><u>To power two Chargers</u></p> <ul style="list-style-type: none"> ▶ Power Supply (PWR-BGA12V108W0WW) ▶ DC Y-Cable Line Cord (CBL-DC-523A1-01) ▶ AC Line Cord (23844-00-00R)
SAC-TC51-4SCHG-01		4-Slot Spare Battery Charger Kit	<ul style="list-style-type: none"> ▶ Charges up to four spare batteries only ▶ Batteries will charge from 0-90% in less than 2 hours ▶ Can be used standalone or up to 4 Chargers can be mounted on Mounting Bracket (BRKT-SCRD-SMRK-01)  <ul style="list-style-type: none"> ▶ Kit includes Battery Charger (SAC-TC51-4SCHG1-01), Power Supply (PWR-BGA12V50W0WW) and DC Line Cord (CBL-DC-388A1-01) 	<ul style="list-style-type: none"> ▶ AC Line Cord (23844-00-00R)




<p>SAC5X-WM</p>		<p>4-Slot Spare Battery Charger Kit with AC Line Cord</p>	<ul style="list-style-type: none"> ▶ Charges up to four spare batteries only ▶ Batteries will charge from 0-90% in less than 2 hours ▶ Can be used standalone or up to 4 Chargers can be mounted on Mounting Bracket (BRKT-SCRD-SMRK-01)  <ul style="list-style-type: none"> ▶ Kit includes Battery Charger (SAC-TC51-4SCHG1-01), Power Supply (PWR-BGA12V50W0WWW), DC Line Cord (CBL-DC-388A1-01) and AC Line Cord (23844-00-00R). ▶ NOTE: This is a custom product. Please work with your Zebra representative to open a Custom Product Request (CPR) if you would like to order this item. 	
<p>SAC-TC51-HC4SC1-01</p>		<p>4-Slot Healthcare Spare Battery Charger</p>	<ul style="list-style-type: none"> ▶ Charger has white color to match white housing of TC5X Healthcare devices. ▶ Charges up to four spare batteries only ▶ Batteries will charge from 0-90% in less than 2 hours ▶ Can be used standalone or up to 4 Chargers can be mounted on Mounting Bracket (BRKT-SCRD-SMRK-01) 	<p><u>To power a single Charger</u></p> <ul style="list-style-type: none"> ▶ Power Supply (PWR-BGA12V50W0WWW) ▶ DC Line Cord (CBL-DC-388A1-01) ▶ AC Line Cord (23844-00-00R) <p><u>To power two Chargers</u></p> <ul style="list-style-type: none"> ▶ Power Supply (PWR-BGA12V108W0WWW) ▶ DC Y-Cable Line Cord (CBL-DC-523A1-01) ▶ AC Line Cord (23844-00-00R)
<p>SAC-TC51-HC4SC-01</p>		<p>4-Slot Healthcare Spare Battery Charger Kit</p>	<ul style="list-style-type: none"> ▶ Charger has white color to match white housing of TC5X Healthcare devices. ▶ Charges up to four spare batteries only ▶ Batteries will charge from 0-90% in less than 2 hours ▶ Can be used standalone or up to 4 Chargers can be mounted on Mounting Bracket (BRKT-SCRD-SMRK-01)  <ul style="list-style-type: none"> ▶ Kit includes Battery Charger (SAC-TC51-HC4SC1-01), Power Supply (PWR-BGA12V50W0WWW) and DC Line Cord (CBL-DC-388A1-01) 	<ul style="list-style-type: none"> ▶ AC Line Cord (23844-00-00R)

SAC-TC51-HC4SC-02		4-Slot Healthcare Spare Battery Charger Kit with AC Line Cord	<ul style="list-style-type: none"> ▶ Charger has white color to match white housing of TC5X Healthcare devices. ▶ Charges up to four spare batteries only ▶ Batteries will charge from 0-90% in less than 2 hours ▶ Can be used standalone or up to 4 Chargers can be mounted on Mounting Bracket (BRKT-SCRD-SMRK-01)  <ul style="list-style-type: none"> ▶ Kit includes Battery Charger (SAC-TC51-HC4SC1-01), Power Supply (PWR-BGA12V50W0WW), DC Line Cord (CBL-DC-388A1-01) and AC Line Cord (23844-00-00R). ▶ NOTE: This is a custom product. Please work with your Zebra representative to open a Custom Product Request (CPR) if you would like to order this item. 	
CRD-TC51-20S4BC-01		20-Slot Spare Battery Charger	<ul style="list-style-type: none"> ▶ Charges TC5X spare batteries. ▶ Uses 5-Slot ShareCradle with five TC5X 4-Slot Battery Chargers attached. ▶ Does NOT support fast-charging of batteries. Batteries will charge from 0-90% in about 6 hours. ▶ Can be racked/mounted in a standard 19 inch rack system via the mounting accessory (BRKT-SCRD-SMRK-01). ▶ NOTE: This is a custom product. Please work with your Zebra representative to open a Custom Product Request (CPR) if you would like to order this item. 	<ul style="list-style-type: none"> ▶ DC Line Cord (CBL-DC-381A1-01) and Power Supply (PWR-BGA12V108W0WW) ▶ AC Line Cord (23844-00-00R)
CRD-TC5X-20S4BHC01		20-Slot Healthcare Spare Battery Charger	<ul style="list-style-type: none"> ▶ Charges TC5X spare batteries. ▶ Uses 5-Slot Healthcare ShareCradle with five TC5X Healthcare 4-Slot Battery Chargers attached. ▶ Does NOT support fast-charging of batteries. Batteries will charge from 0-90% in about 6 hours. ▶ Can be racked/mounted in a standard 19 inch rack system via the mounting accessory (BRKT-SCRD-SMRK-01). 	<ul style="list-style-type: none"> ▶ DC Line Cord (CBL-DC-381A1-01) and Power Supply (PWR-BGA12V108W0WW) ▶ AC Line Cord (23844-00-00R)
Direct to Device Charging				
Part Number	Picture	Description	Notes	Required Items
ADPTR-TC56-USBC-01		Snap-on Charge-Only Adapter	<ul style="list-style-type: none"> ▶ Attaches to rugged charge/communication port on bottom of TC5X. ▶ Does not provide USB communications, only charging. ▶ Will charge battery in TC5X from 0-90% in as little as 2.5 hours when used with USB Power Supply (PWR-WUA5V12W0xx) ▶ Includes insert/shim that requires removal when using a TC5X unit with the Rugged Boot/Exoskeleton attached. 	<ul style="list-style-type: none"> ▶ USB-C cable (CBL-TC5X-USBC2A-01 or CBL-TC2X-USBC-01) or similar 3rd party USB-C standard cable ▶ USB charger... Indoor use: order Country Specific version of USB Power Supply (PWR-WUA5V12W0xx) In Vehicle use: USB Cigarette Lighter Adapter (CHG-AUTO-USB1-01)




CBL-TC51-USB1-01		Snap-on USB Communication/Charging Cable	<ul style="list-style-type: none"> ▶ Attaches to rugged charge/communicator port on bottom of TC5X. ▶ Will charge battery in TC5X from 0-90% in as little as 2.5 hours when used with USB Power Supply (PWR-WUA5V12W0xx) ▶ Includes insert/shim that requires removal when using a TC5X unit with the Rugged Boot/Exoskeleton attached. 	<p>For standalone charging: Indoor use: order Country Specific version of USB Power Supply (PWR-WUA5V12W0xx)</p> <p>In Vehicle use: USB Cigarette Lighter Adapter (CHG-AUTO-USB1-01)</p>
------------------	---	--	--	--

Communication Cables

Communication Cables				
Part Number	Picture	Description	Notes	Required Items
CBL-TC5X-USBC2A-01 or CBL-TC2Y-USBC90A-01		USB-C cable	<ul style="list-style-type: none"> ▶ USB-A to USB-C cable ▶ Normally used with Charge/Communication Cradle (CRD-TC56-CVCD2-02). ▶ Can also attach to USB-C port on TC51/TC52/TC56/TC57 (located under the rugged 7-pin connector on the bottom of the device). Not compatible with TC52x or TC57x since 7-pin connector is not removable. ▶ NOTE: Use of USB-C cable port on TC5X is ONLY intended for application developer use. Use of this cable by end-users is NOT recommended or supported! This cable has a larger overmold which may cause a tight fit when connecting to the TC5X's USB-C port. ▶ Cable length is 1M (~3.25 ft.) ▶ CBL-TC2Y-USBC90A-01 features USB-A connector with a 90° bend allowing cable to be used in tighter locations. Cable length is about 1.1M (45"). 	
CBL-TC2X-USBC-01		USB-C cable	<ul style="list-style-type: none"> ▶ to be discontinued 10/2021, see PME 10621 ▶ USB-A to USB-C cable ▶ Attaches to USB-C port on TC51/TC52/TC56/TC57 (located under the rugged 7-pin connector on the bottom of the device). Not compatible with TC52x or TC57x since 7-pin connector is not removable. ▶ NOTE: Use of USB-C cable port on TC5X is ONLY intended for application developer use. Use of this cable by end-users is NOT recommended or supported! This cable has a larger overmold which may cause a tight fit when connecting to the TC5X's USB-C port. ▶ Cable length is 1.5M (~5 ft.) ▶ This cable includes an additional ferrite bead and is typically used with TC25 devices. 	


3rd party *		USB-C cable	<ul style="list-style-type: none"> ▶ Attaches to USB-C port on TC51/TC52/TC56/TC57 (located under the rugged 7-pin connector on the bottom of the device). Not compatible with TC52x or TC57x since 7-pin connector is not removable. ▶ NOTE: Use of USB C cable is ONLY intended for use for application developer use. Use of this cable by end-users is NOT recommended or supported! 	
25-124330-01R		Single Slot Cradle to PC/Host USB cable	<ul style="list-style-type: none"> ▶ Used with Single Slot Cradle ▶ Micro USB connection on cradle end 	
CBL-TC51-USB1-01		Snap-on USB Communication/Charging Cable	<ul style="list-style-type: none"> ▶ Attaches to rugged charge/communicator port on bottom of TC5X. ▶ Will charge battery in TC5X from 0-90% in as little as 2.5 hours when used with USB Power Supply (PWR-WUA5V12W0xx) ▶ Includes insert/shim that requires removal when using a TC5X unit with the Rugged Boot/Exoskeleton attached. 	<p>For standalone charging: Indoor use: order Country Specific version of USB Power Supply (PWR-WUA5V12W0xx)</p> <p>In Vehicle use: USB Cigarette Lighter Adapter (CHG-AUTO-USB1-01)</p>
CBL-TC5X-USBHD-01		Snap-on USB-C Adapter Cable	<ul style="list-style-type: none"> ▶ Connects to TC5X series to accessories with USB-C cable. ▶ Typically used with production version of HD4000 Heads Up Display (HUD). ▶ Cable length is 80cm/approx 32 inches. ▶ Includes 2 alligator clips for attaching cable to clothing. ▶ See the HD4000 Technical Accessory Guide (TAG) for additional details. 	
3rd party *		USB micro-A to USB A Female adapter	<ul style="list-style-type: none"> ▶ Allows the TC5X to act as a USB host to connect to devices like USB flash drives/memory sticks, mice, etc. ▶ Connects to Single Slot USB Cradle 	
CBL-TC5X-DEX1-01		Snap-on DEX Cable	<ul style="list-style-type: none"> ▶ Attaches to rugged charge/communicator port on bottom of TC5X and provides DEX capability. ▶ Does not support charging of unit. ▶ Cable length is approx 70cm/27.5 inches. 	

Snap-On Accessories

Part Number	Picture	Description	Notes	Required Items
TRG-TC5X-ELEC1-02		Pistol Grip Trigger Handle for TC52x, TC52ax and TC57x (Electrical Trigger)	<ul style="list-style-type: none"> ▶ Uses electrical trigger via contacts on back side of TC52x/TC57x and TC52ax non-Healthcare models. ▶ Only compatible with TC52x/TC57x and TC52ax non-Healthcare models. Use Trigger Handle with mechanical trigger operation for other TC5X models. ▶ Trigger Handle accessory offers customers the option of using the product in a gun form factor, ideal for scan-intensive situations. ▶ Trigger Handle attaches to the mounts on the Rugged Boot (required). There are no mounting points on the terminal itself. ▶ Optional Wrist Strap (SG-PD40-WLD101) also available. ▶ Provides access to rear facing camera and flash allowing camera to be used while using the trigger handle. 	<ul style="list-style-type: none"> ▶ Rugged Boot/Exoskeleton without handstrap (SG-TC5X-EXONHS-01). Rugged Boot/Exoskeleton with handstrap (SG-TC5X-EXO1-01) can also be used, but the handstrap will need to be removed before using with the trigger handle. <p>TC52ax units with SE5500 Advanced Range Imager require Rugged Boot/Exoskeleton with Handstrap (SG-TC52AX-EXOLOL-01). Handstrap will need to be removed.</p>
TRG-TC5X-ELEC1-01		Pistol Grip Trigger Handle for TC52x, TC52ax and TC57x (Electrical Trigger)	<ul style="list-style-type: none"> ▶ Uses electrical trigger via contacts on back side of TC52x/TC57x and TC52ax non-Healthcare models. ▶ Only compatible with TC52x/TC57x and TC52ax non-Healthcare models. Use Trigger Handle with mechanical trigger operation for other TC5X models. ▶ Trigger Handle accessory offers customers the option of using the product in a gun form factor, ideal for scan-intensive situations. ▶ Trigger Handle attaches to the mounts on the Rugged Boot (required). There are no mounting points on the terminal itself. ▶ Optional Wrist Strap (SG-PD40-WLD101) also available. ▶ Blocks view of rear facing camera. 	<ul style="list-style-type: none"> ▶ Rugged Boot/Exoskeleton without handstrap (SG-TC5X-EXONHS-01). Rugged Boot/Exoskeleton with handstrap (SG-TC5X-EXO1-01) can also be used, but the handstrap will need to be removed before using with the trigger handle. <p>TC52ax units with SE5500 Advanced Range Imager require Rugged Boot/Exoskeleton with Handstrap (SG-TC52AX-EXOLOL-01). Handstrap will need to be removed.</p>
KT-TC51-TRG1-01		Pistol Grip Trigger Handle and Boot Kit for TC51/TC52/TC56/TC57 (Mechanical Trigger)	<ul style="list-style-type: none"> ▶ Trigger Handle accessory offers customers the option of using the product in a gun form factor, ideal for scan-intensive situations. ▶ Trigger Handle attaches to the mounts on the Rugged Boot (required). There are no mounting points on the terminal itself. ▶ Uses a mechanical design to press the back facing button on the TC5X. ▶ Not compatible with TC52x/TC57x. Use TRG-TC5X-ELEC1-01 instead. ▶ Kit includes Pistol Grip Trigger Handle (TRG-TC51-SNP1-03) and Rugged Boot/Exoskeleton without handstrap (SG-TC5X-EXONHS-01). ▶ Optional Wrist Strap (SG-PD40-WLD101) also available. ▶ Blocks view of rear facing camera. ▶ NOTE: Prior to 7/25/18 this kit included SG-TC51-BOOT1-01 and TRG-TC51-SNP1-01 - see PMB 10252. 	

TRG-TC51-SNP1-03		Pistol Grip Trigger Handle for TC51/TC52/TC56/TC57 (Mechanical Trigger)	<ul style="list-style-type: none"> ▶ Trigger Handle accessory offers customers the option of using the product in a gun form factor, ideal for scan-intensive situations. ▶ Trigger Handle attaches to the mounts on the Rugged Boot (required). There are no mounting points on the terminal itself. ▶ Uses a mechanical design to press the back facing button on the TC5X. ▶ Not compatible with TC52x/TC57x. Use TRG-TC5X-ELEC1-01 instead. ▶ Optional Wrist Strap (SG-PD40-WLD1-01) also available. ▶ Uses gray color trigger button ▶ Enhanced version of TRG-TC51-SNP1-01 that provides additional trigger assembly durability. ▶ Blocks view of rear facing camera 	<ul style="list-style-type: none"> ▶ Rugged Boot/Exoskeleton without handstrap (SG-TC5X-EXONHS-01). Rugged Boot/Exoskeleton with handstrap (SG-TC5X-EXO1-01) can also be used, but the handstrap will need to be removed before using with the trigger handle.
See RFD8500 Accessories Document for additional info		RFD8500 UHF RFID Sled for TC5X	<ul style="list-style-type: none"> ▶ Adapter allows TC5X to be mounted on top of RFD8500. ▶ TC5X adapter (ADP-TC51-100) attaches to top of RFD8500 unit. ▶ Does not support Rugged Boot/Exoskeleton (SG-TC5X-EXO1-01) 	



Mobile Payment (mPOS)

Part Number	Picture	Description	Notes	Required Items
367-4848 (3rd party) * Contact: Bill Donehoo office: 630-549-6258 bdonehoo@ens-co.com http://www.ens-co.com		ENS Verge Holder/Sled for Verifone e285 Payment Device	<ul style="list-style-type: none"> ▶ Holder/Sled attaches to TC5X Rugged Boot/Exo-Skeleton and will hold Verifone e285 Payment Device. ▶ Compact for mobility - easily fits in the palm of your hand to be used as a handheld case. ▶ Accessibility to all scan and payment features on both devices ▶ Bluetooth connection between TC5X and e285 ▶ Quick release option to remove TC5X from Holder/Sled to allow user access to change battery. ▶ Option to lock out quick-release access with pin-type security set screws on both sides of ENS Holder/Sled. ▶ Not compatible with Pistol Grip Trigger Handle 	<ul style="list-style-type: none"> ▶ Rugged Boot/Exoskeleton (SG-TC5X-EXO1-01) - handstrap that is included with Boot will not be used. ▶ Recommend using ENS Single Slot USB/Charging ShareCradle for TC5X and Verifone e285 Payment Device (367-4862) for charging

<p>367-4190 (3rd party) *</p> <p>Contact: Bill Donehoo office: 630-549-6258 bdonehoo@ens-co.com</p> <p>http://www.ens-co.com</p>		<p>ENS Verge 355z Holder/Sled for Verifone e355 Payment Device</p>	<ul style="list-style-type: none"> ▶ Holder/Sled attaches to TC5X Rugged Boot/Exo-Skeleton and will hold Verifone e355 Payment Device. ▶ Overall weight & dimensions (with TC5X and Verifone e355 installed): .11 lbs, 6.23 in. L x 3.26 in. W x 1.64 in. H ▶ Compact for mobility - easily fits in the palm of your hand to be used as a handheld case. ▶ Accessibility to all scan and payment features on both devices ▶ Bluetooth connection between TC5X and e355 ▶ Quick release option to remove TC5X from Holder/Sled to allow user access to change battery. ▶ Option to lock out quick-release access with pin-type security set screws on both sides of ENS Holder/Sled. ▶ Not compatible with Pistol Grip Trigger Handle 	<ul style="list-style-type: none"> ▶ Rugged Boot/Exoskeleton (SG-TC5X-EXO1-01) - handstrap that is included with Boot will not be used. ▶ Recommend using ENS Single Slot USB/Charging ShareCradle for TC5X and Verifone e355 Payment Device (367-4288) for charging
<p>367-4189 (3rd party) *</p> <p>Contact: Bill Donehoo office: 630-549-6258 bdonehoo@ens-co.com</p> <p>http://www.ens-co.com</p>		<p>ENS Holder/Sled for Ingenico iSMP4 Payment Device</p>	<ul style="list-style-type: none"> ▶ Holder/Sled attaches to TC5X Rugged Boot/Exo-Skeleton and will hold Ingenico iSMP4 Payment Device. ▶ Overall weight & dimensions (with TC5X and Ingenico iSMP4 installed): .xx lbs, x.xx in. L x x.xx in. W x x.xx in. H ▶ Compact for mobility - easily fits in the palm of your hand to be used as a handheld case. ▶ Accessibility to all scan and payment features on both devices ▶ Bluetooth connection between TC5X and iSMP4 ▶ Quick release option to remove TC5X from Holder/Sled to allow user access to change battery. ▶ Option to lock out quick-release access with pin-type security set screws on both sides of ENS Holder/Sled. ▶ Not compatible with Pistol Grip Trigger Handle 	<ul style="list-style-type: none"> ▶ Rugged Boot/Exoskeleton (SG-TC5X-EXONHS-01) ▶ Recommend using ENS Single Slot USB/Charging ShareCradle for TC5X and Ingenico iSMP4 Payment Device (367-4492) for charging
<p>367-4862 (3rd party) *</p> <p>Contact: Bill Donehoo office: 630-549-6258 bdonehoo@ens-co.com</p> <p>http://www.ens-co.com</p>		<p>ENS ShareCradle Adapter for Verifone e285 and TC5X</p>	<ul style="list-style-type: none"> ▶ Adapter connects onto ShareCradles (CRD-TC51-1SCU-01 or CRD-TC51-5Sxxx-xx) ▶ Will charge both TC5X and the Verifone e285 payment device. ▶ Compatible with TC5X units with ENS Holder/Sled for Verifone e285 Payment Device (367-4848) attached. ▶ Connects to rugged charge/communication connector on bottom of TC5X and charge connector on bottom of e285. 	<ul style="list-style-type: none"> ▶ TC5X ShareCradle - Single (CRD-TC51-1SCU-01) or or 5-Slot (CRD-TC51-5Sxxx-xx) ▶ Rugged Boot/Exoskeleton (SG-TC5X-EXO1-01) - handstrap that is included with Boot will not be used. ▶ ENS Holder/Sled for Verifone e285 Payment Device (367-4848) ▶ Verifone e285 device

<p>367-4862 (3rd party) *</p> <p>Contact: Bill Donehoo office: 630-549-6258 bdonehoo@ens-co.com</p> <p>http://www.ens-co.com</p>		<p>ENS ShareCradle Adapter for Verfone e285 and TC5X</p>	<ul style="list-style-type: none"> ▶ Adapter connects onto ShareCradles (CRD-TC51-1SCU-01 or CRD-TC51-5Sxxx-xx) ▶ Will charge both TC5X and the Verfone e285 payment device. ▶ Compatible with TC5X units with ENS Verge e285 Holder/Sled for Verfone e285 Payment Device (367-4948) attached. ▶ Connects to rugged charge/communication connector on bottom of TC5X and charge connector on bottom of e285. 	<ul style="list-style-type: none"> ▶ TC5X ShareCradle - Single (CRD-TC51-1SCU-01) or or 5-Slot (CRD-TC51-5Sxxx-xx) ▶ Rugged Boot/Exoskeleton (SG-TC5X-EXO1-01) - handstrap that is included with Boot will not be used. ▶ ENS Holder/Sled for Verfone e285 Payment Device (367-4948) ▶ Verfone e285 device
<p>367-4288 (3rd party) *</p> <p>Contact: Bill Donehoo office: 630-549-6258 bdonehoo@ens-co.com</p> <p>http://www.ens-co.com</p>		<p>ENS ShareCradle Adapter for Verge 355z and TC5X</p>	<ul style="list-style-type: none"> ▶ Adapter connects onto ShareCradles (CRD-TC51-1SCU-01 or CRD-TC51-5Sxxx-xx) ▶ Will charge both TC5X and the Verfone e355 payment device. ▶ Compatible with TC5X units with ENS Verge 355z Holder/Sled for Verfone e355 Payment Device (367-4190-C) attached. ▶ Connects to rugged charge/communication connector on bottom of TC5X and charge connector on bottom of e355. 	<ul style="list-style-type: none"> ▶ TC5X ShareCradle - Single (CRD-TC51-1SCU-01) or or 5-Slot (CRD-TC51-5Sxxx-xx) ▶ Rugged Boot/Exoskeleton (SG-TC5X-EXO1-01) - handstrap that is included with Boot will not be used. ▶ ENS Holder/Sled for Verfone e355 Payment Device (367-4190) ▶ Verfone e355 device
<p>367-4492 (3rd party) *</p> <p>Contact: Bill Donehoo office: 630-549-6258 bdonehoo@ens-co.com</p> <p>http://www.ens-co.com</p>		<p>ENS ShareCradle Adapter for Ingenico iSMP4 and TC5X</p>	<ul style="list-style-type: none"> ▶ Adapter connects onto ShareCradles (CRD-TC51-1SCU-01 or CRD-TC51-5Sxxx-xx) ▶ Will charge both TC5X and the Ingenico iSMP4 payment device. ▶ Compatible with TC5X units with ENS Holder/Sled for iSMP4 Payment Device (367-4189-A) attached. ▶ Connects to rugged charge/communication connector on bottom of TC5X and charge connector on bottom of iSMP4. 	<ul style="list-style-type: none"> ▶ TC5X ShareCradle - Single (CRD-TC51-1SCU-01) or or 5-Slot (CRD-TC51-5Sxxx-xx) ▶ Rugged Boot/Exoskeleton (SG-TC5X-EXO1-01) - handstrap that is included with Boot will not be used. ▶ ENS Holder/Sled for Ingenico iSMP4 Payment Device (367-4189-A) ▶ Ingenico iSMP4 device






<p>NE360H (3rd party) *</p> <p>InVue Business Tablet Solutions</p> <p>Contacts: US: MarkSanderson@invue.com LATAM: TonyLamond@invue.com EU: AndreKrabbenborg@invue.com APAC: FlorisEvers@Invue.com MEA: MarioMoussa@Invue.com</p> <p>1.888.55.INVUE</p> <p>https://invue.com</p>		<p>Invue mPOS Payment Sleds</p>	<ul style="list-style-type: none"> ▶ Sled supports TC5X and various payment devices. ▶ Provides 4ft (1.2m) drop protection, designed to meet mil-spec 810g. ▶ Connects to rugged I/O port on bottom of TC5X and supports USB communication between TC5X and compatible payment device. ▶ Sled provides full access to TC5X speakers, mic, power, volume and cameras. ▶ Integrated charging for both TC5X and payment device. ▶ Snap on charge cable or 5-slot gang charger available. 	
<p>DUO502-02 (sled) and DUO504-02 (adapter) (3rd party) *</p> <p>http://www.spacepole.com</p>		<p>Spacepole Holder/Sled for Ingenico Link/2500i Payment Device</p>	<ul style="list-style-type: none"> ▶ Holder/Sled attaches to TC5X Rugged Boot/Exo-Skeleton and will hold Ingenico iSMP4 Payment Device. ▶ Compact for mobility - easily fits in the palm of your hand to be used as a handheld case. ▶ Accessibility to all scan and payment features on both devices ▶ Bluetooth connection between TC5X and Link/2500i. ▶ Quick release option to remove TC5X from Holder/Sled to allow user access to change battery. ▶ Not compatible with Pistol Grip Trigger Handle 	<ul style="list-style-type: none"> ▶ Rugged Boot/Exoskeleton (SG-TC5X-EXONHS-01) ▶ Recommend using Spacepole Single Slot USB/Charging ShareCradle for TC5X and Ingenico Link/2500i Payment Device (DUO503-02) for charging
<p>DUO503-02 (3rd party) *</p> <p>http://www.spacepole.com</p>		<p>Spacepole ShareCradle Adapter for Ingenico Link/2500i and TC5X</p>	<ul style="list-style-type: none"> ▶ Adapter connects onto ShareCradles (CRD-TC51-1SCU-01 or CRD-TC51-5Sxxx-xx) ▶ Will charge both TC5X and the Ingenico Link/2500i payment device. ▶ Compatible with TC5X units with Spacepole Holder/Sled for Link/2500i Payment Device (DUO502-02 and DUO504-02) attached. ▶ Connects to rugged charge/communication connector on bottom of TC5X and charge connector on bottom of Link/2500i. 	<ul style="list-style-type: none"> ▶ TC5X ShareCradle - Single (CRD-TC51-1SCU-01) or or 5-Slot (CRD-TC51-5Sxxx-xx) ▶ Rugged Boot/Exoskeleton (SG-TC5X-EXO1-01) - handstrap that is included with Boot will not be used. ▶ Spacepole Holder/Sled for Ingenico Link/2500i Payment Device (DUO502-02 and DUO504-02) ▶ Ingenico Link/2500i device
Soft Goods - Cases/Holsters				
Part Number	Picture	Description	Notes	Required Items

<p>SG-TC51-HLSTR1-01</p>		<p>Soft Holster</p>	<ul style="list-style-type: none"> ▶ Vertical orientation with Open Bucket design to accommodate base TC5X, unit with optional Rugged Boot/Exoskeleton, or optional Pistol Grip Trigger Handle. ▶ Strap on rear of holster allows adjustment for use with the accessory options mentioned above. ▶ Leather material. ▶ Includes Loop and tether point for optional stylus. ▶ Non rotating for maximum durability. ▶ Holster includes cut-out for speaker output. 	
<p>367-4360-PLBL (black) 367-4360 (red) (3rd party) * Contact: Bill Donehoo office: 630-549-6258 bdonehoo@ens-co.com http://www.ens-co.com</p>		<p>ENS Belt Clip Holder</p>	<ul style="list-style-type: none"> ▶ Designed to hold TC5X with Rugged Boot and will also hold device with ENS Payment Device Sleds attached. ▶ Top clamp holds TC5X without interference of buttons. ▶ Provides access to headphone port. ▶ TC5X is inserted with display facing inwards to protect the screen. ▶ Can be installed in left or right orientation. ▶ Compatible with ENS mobile payment frame/sled 367-4189, 367-4848 or 367-4190. 	<ul style="list-style-type: none"> ▶ Requires Rugged Boot/Exoskeleton (SG-TC5X-EXO1-01) <p>Can also be used with TC5X with ENS Payment Device Sleds (367-4189, 367-4848 or 367-4190)</p>
<p>SG-TC51-BHDSTP1-01 (single strap) SG-TC51-BHDSTP1-03 (pack of 3)</p>		<p>Basic Handstrap for TC51/TC52 (no boot)</p>	<ul style="list-style-type: none"> ▶ Top of strap attaches to included cap which clips onto top of device. Bottom of strap attaches to tether loop bar on bottom of device. ▶ Compatible with TC51/TC52 units without the Rugged Boot/Exoskeleton attached. ▶ Not compatible with TC56/TC57 units which do not have tether loop bar on bottom of device. 	

<p>SG-TC51-TSCOHS1-03 (pack of 3)</p>		<p>Basic Handstrap with Loop for TC51/TC52 (no boot)</p>	<ul style="list-style-type: none"> ▶ Top of strap attaches to included cap which clips onto top of device. Bottom of strap attaches to tether loop bar on bottom of device. ▶ Strap includes elastic loop for inserting hand through. ▶ Compatible with TC51/TC52 units without the Rugged Boot/Exoskeleton attached. ▶ Not compatible with TC56/TC57 units which do not have tether loop bar on bottom of device. ▶ NOTE: This is a custom product. Please work with your Zebra representative to open a Custom Product Request (CPR) if you would like to order this item. 	
<p>SG-TC5X-HSTRAPHC1-01</p>		<p>Handstrap for Healthcare Devices</p>	<ul style="list-style-type: none"> ▶ Top of strap attaches to included cap which clips onto top of device. Bottom of strap attaches to included cap which clips onto bottom of device. ▶ Strap provides access to red call button on rear of device. ▶ Strap can be easily removed to provide access to battery. ▶ Device can be inserted into cradles with strap attached - shim must be removed from cradle. 	
<p>SG-TC5X-EXO1-01</p>		<p>Rugged Boot/Exoskeleton with Handstrap</p>	<ul style="list-style-type: none"> ▶ Boot increases drop spec of device one additional foot (4 ft. to 5 ft.) ▶ Includes one handstrap (SG-TC51-EHDSTP1) ▶ Not compatible with TC52ax devices using SE5500 Advanced-Range Imager ▶ Can be distinguished from SG-TC51-EXO1-01 by additional cutouts on top rear of boot 	

<p>SG-TC5X-EXO1-02</p>		<p>Rugged Boot/Exoskeleton with adjustable Velcro Handstrap</p>	<ul style="list-style-type: none"> ▶ Boot increases drop spec of device one additional foot (4 ft. to 5 ft.) ▶ Uses an adjustable Velcro handstrap vs. the non-adjustable handstrap used on SG-TC5X-EXO1-01, uses non adjustable handstrap (SG-TC51-EHDSTP1) ▶ Not compatible with TC52ax devices using SE5500 Advanced-Range Imager ▶ NOTE: This is a custom product. Please work with your Zebra representative to open a Custom Product Request (CPR) if you would like to order this item. 	
<p>SG-TC5X-EXONHS-01</p>		<p>Rugged Boot/Exoskeleton</p>	<ul style="list-style-type: none"> ▶ Boot increases drop spec of device one additional foot (4 ft. to 5 ft.) ▶ Does not include handstrap like SG-TC51-EXO1-01. ▶ Typically used with Pistol Grip Trigger Handles. ▶ Not compatible with TC52ax devices using SE5500 Advanced-Range Imager ▶ Can be distinguished from SG-TC51-BOOT1-01 by additional cutouts on top rear of boot 	
<p>SG-TC52AX-EXOLOL-01 (black color)</p> <p>SG-TC52AX-LORGB-01 (orange color)</p>		<p>Rugged Boot/Exoskeleton with Handstrap - For TC52ax units with SE5500 advanced-range imager</p> 	<ul style="list-style-type: none"> ▶ Boot increases drop spec of device one additional foot (4 ft. to 5 ft.) ▶ Includes one handstrap (SG-TC51-EHDSTP1) ▶ Boot is about 4mm longer than standard boot to accommodate for increase device length for TC52ax units with SE5500 all-range imager. ▶ Only compatible with TC52ax units with SE5500 Advanced-Range Imager. 	
<p>varies</p>		<p>Additional Rugged Boot/Exoskeleton options</p> 	<ul style="list-style-type: none"> ▶ Zebra can create a custom colored Rugged Boot to match your application or corporate color scheme. ▶ Have your Zebra representative submit a Custom Product Request. 	

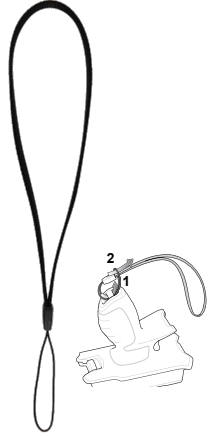


<p>SG-TC51-WMADP1-01</p>		<p>Arm/Wrist Mount (Standard Strap)</p>	<ul style="list-style-type: none"> ▶ Allows TC5X to be worn as a wearable device. ▶ Wearable design allows the user to have easy access to the device while having the ability to use both hands. ▶ Swivel design allows device to be viewed in Portrait or Landscape mode. ▶ Can be used with or without Rugged Boot/Exoskeleton. ▶ Use of a Bluetooth Ring Scanner like the RS6000 or RS507X is recommended, but mount will still allow device's built-in scanner to be used. ▶ Uses BOA dial-to-fit design which is strong, durable, and easy to use. ▶ Velcro free design uses non-absorbent materials that can be wiped down. ▶ Includes Carrier, Comfort Pad (SG-NGWT-CMPD-01) and Small/Medium size Wrist Strap (SG-NGWT-WSTPST-01). ▶ White Dial and accent color on strap identify size as Standard (small-medium). ▶ Strap length can be adjusted between 128 to 191 mm (approx 5.0 to 7.5") ▶ It is typical for each user to have their own wrist mount (for hygiene). ▶ Same design and materials as WT6000 series wrist mounts. 	
<p>SG-TC51-WMADP1-02</p>		<p>Arm/Wrist Mount (Extended Strap)</p>	<ul style="list-style-type: none"> ▶ Allows TC5X to be worn as a wearable device. ▶ Wearable design allows the user to have easy access to the device while having the ability to use both hands. ▶ Swivel design allows device to be viewed in Portrait or Landscape mode. ▶ Can be used with or without Rugged Boot/Exoskeleton. ▶ Use of a Bluetooth Ring Scanner like the RS6000 or RS507X is recommended, but mount will still allow device's built-in scanner to be used. ▶ Uses BOA dial-to-fit design which is strong, durable, and easy to use. ▶ Velcro free design uses non-absorbent materials that can be wiped down. ▶ Includes Carrier, Comfort Pad (SG-NGWT-CMPD-01) and Medium/Large size Wrist Strap (SG-NGWT-WSTPLN-01). ▶ Black Dial and accent color on strap identify size as Extended (medium-large). ▶ Strap length can be adjusted between 164 to 265 mm (approx 6.5 to 10.5") ▶ It is typical for each user to have their own wrist mount (for hygiene). ▶ Same design and materials as WT6000 series wrist mounts. 	
<p>SG-NGWT-CMPD-02</p>		<p>Replacement Comfort Pad for wrist mount</p>	<ul style="list-style-type: none"> ▶ Soft Rubber ▶ Easily removable ▶ Hygienic ▶ Improved design vs. SG-NGWT-CMPD-01 which now includes ridges in the top surface that assists with alignment during installation and reduces the occurrence of slippage, especially in the presence of sweat. 	

SG-NGWT-CMPD-01		Replacement Comfort Pad for wrist mount	<ul style="list-style-type: none"> ▶ Soft Rubber ▶ Easily removable ▶ Hygienic 	
SG-NGWT-WSTPST-01		Replacement Arm/Wrist Strap (standard size)	<ul style="list-style-type: none"> ▶ White Dial and accent color on strap identify size as Standard (small/medium) ▶ Strap length can be adjusted between 128 to 191 mm (approx 5.0 to 7.5") 	
SG-NGWT-WSTPLN-01		Replacement Arm/Wrist Strap (extended size)	<ul style="list-style-type: none"> ▶ Black Dial and accent color on strap identify size as Extended (medium/large) ▶ Strap length can be adjusted between 164 to 265 mm (approx 6.5 to 10.5") 	
SG-NGWT-WSTPXL-01		Replacement Wrist Strap (extra-large size)	<ul style="list-style-type: none"> ▶ Blue Dial and accent color on strap identify size as extra-large. ▶ Strap length can be adjusted between 218 to 375 mm (approx 8.5 to 14.75") 	
SG-WT4027050-01R		Arm Sleeve (pack of 5)	<ul style="list-style-type: none"> ▶ Worn under wrist mount strap if worker is in short-sleeved shirt and wants: <ul style="list-style-type: none"> - Extra sweat wicking/ personal layer - Extra comfort - Extra slip-resistance ▶ Material will not snag ▶ One size fits all ▶ Washable in mild detergent. Should be air dried. ▶ Pack of 5 Arm Sleeves 	

<p>AF2567DW (3rd party) *</p> <p>http://www.ultimacase.com</p>		<p>Ultima Case Arm/Wrist Mount Holster</p>	<ul style="list-style-type: none"> ▶ Allows TC5X to be worn as a wearable device. ▶ Wearable design allows the user to have easy access to the device while having the ability to use both hands. ▶ Breathable material keeps the wrist cool and comfortable. ▶ Case rotates to desired angle - can be used in portrait or landscape mode. ▶ Not compatible with devices with Rugged Boot/Exoskeleton attached. 	
<p>SL2378 (3rd party) *</p> <p>http://www.systemslink.co.uk/</p>		<p>Systemslink Arm/Wrist Mount Holster</p>	<ul style="list-style-type: none"> ▶ Allows TC5X to be worn as a wearable device. ▶ Wearable design allows the user to have easy access to the device while having the ability to use both hands. ▶ Breathable synthetic material keeps the wrist cool and comfortable. ▶ Not compatible with devices with Rugged Boot/Exoskeleton attached. 	
<p>AF2669DW (3rd party) *</p> <p>http://www.ultimacase.com</p>		<p>Ultima Case Operations Case</p>	<ul style="list-style-type: none"> ▶ Snap closure for easy removal of device. ▶ 3 D-rings for use with an optional retractor (shown in picture, but not included). ▶ Direct access to screen for ease of use. ▶ Not compatible with devices with Rugged Boot/Exoskeleton attached. 	
<p>TM-CTC51-KT (3rd party) *</p> <p>http://www.taylormadecases.com</p>		<p>Taylor Made Case with Shoulder Strap</p>	<ul style="list-style-type: none"> ▶ Open front case with D ring. ▶ Includes shoulder strap for attaching to D ring. 	

<p>AC1755DW (3rd party) *</p> <p>http://www.ultimacase.com</p>		<p>Ultima Case Holster for Gun Handle</p>	<ul style="list-style-type: none"> ▶ Made with durable easy care Ballistic nylon. ▶ Designed for left or right handed users with easy to switch hook and loop attachment. ▶ Exterior pocket to hold a spare battery. 	
<p>MISC-TC56-MSTSD-01</p>		<p>High Frequency (HF) RFID Sled for Mobile Ticketing</p>	<ul style="list-style-type: none"> ▶ Sled is designed for reading High Frequency (HF) RFID tags used with tickets issued by train/rail lines. ▶ Supports multiple HF-RFID standards including: <ul style="list-style-type: none"> - Mifare - Ultralight EV1 - Ultralight C - DESFire - Gemalto MultiApp - ITSO Certified CMD 2 ▶ Radio in sled is powered via the USB port on the TC5X. TC5X also communicates to radio via USB. ▶ TC5X's Rugged I/O port is extended through the bottom of the sled allowing it to be docked in Single Slot and Multi-Slot Cradles. Also compatible with Snap-On USB Cable and handstraps. ▶ NOTE: This is a custom product. Please work with your Zebra representative to open a Custom Product Request (CPR) if you would like to order this item. 	
<p>SG-TC51-EHDSTP1-03 (pack of 3)</p>		<p>Replacement Handstraps for TC5X units with Boot</p>	<ul style="list-style-type: none"> ▶ Compatible with TC5X units with the Rugged Boot/Exoskeleton attached (SG-TC5X-EXO1-01 or SG-TC5X-EXONHS-01). ▶ This strap is normally included with each Rugged Boot/Exoskeleton w/handstrap (SG-TC5X-EXO1-01). 	


<p>SG-TC51-LHDSTP1-03 (pack of 3)</p>		<p>Replacement Handstraps (for Belt Clip attachment) for TC5X units with Boot</p>	<p>► Compatible with TC5X units with the Rugged Boot/Exoskeleton attached (SG-TC5X-EXONHS-01). ► Allows TC5X to be mounted on a belt clip (see SG-TC51-CLPSTP1-01). ► NOTE: This is a custom product. Please work with your Zebra representative to open a Custom Product Request (CPR) if you would like to order this item.</p>	
<p>SG-TC51-CLPSTP1-01 (pack of 1)</p> <p>SG-TC51-CLPSTP1-60 (pack of 60) ► Discontinued 8/2021 - see PMB 10694</p>		<p>Handstrap with Belt Clip attachment</p>	<p>► Compatible with TC5X units with the Rugged Boot/Exoskeleton attached (SG-TC5X-EXONHS-01). ► Allows TC5X to be mounted on a belt clip. ► NOTE: This is a custom product. Please work with your Zebra representative to open a Custom Product Request (CPR) if you would like to order this item.</p>	<p>Rugged Boot/Exoskeleton (SG-TC5X-EXONHS-01)</p>
<p>SG-TC51-CLIP1-03</p>		<p>Replacement Belt Clips</p>	<p>► Replacement Belt Clips allowing TC5X to be mounted on belt (see SG-TC51-CLPSTP1-01). ► NOTE: This is a custom product. Please work with your Zebra representative to open a Custom Product Request (CPR) if you would like to order this item.</p>	




<p>SG-PD40-WLD1-01</p>		<p>Wrist Strap for Rugged Boot or Trigger Handle</p>	<ul style="list-style-type: none"> ▶ Attaches to bottom of Pistol Grip Trigger Handle (TRG-TC51-SNP1-01) or to tether point on rear of Rugged Boot (SG-TC5X-EXO1-01 or SG-TC5X-EXONHS-01) 	
<p>AG3186DW (3rd party) *</p> <p>http://www.ultimacase.com</p>		<p>Ultima Case Breakaway Shoulder Sling</p>	<ul style="list-style-type: none"> ▶ Sling allows TC5X to be worn over shoulder. ▶ Strap attaches to tether point on Rugged Boot/Exoskeleton typically used for Handstrap. ▶ Sling designed to break-away for safety. 	<p>Rugged Boot/Exoskeleton (SG-TC5X-EXONHS-01)</p>
<p>SG-TC5X-CLIPHC1-01</p>		<p>Healthcare Carrying Clip, Rotatable</p>	<ul style="list-style-type: none"> ▶ Clip is used with Healthcare versions of TC51/TC52 to allow user to conveniently attach the device to healthcare clothing (i.e. smocks, etc.). ▶ Clip attaches to top of TC51/TC52 unit. ▶ Has Healthcare blue disinfectant ready housing. ▶ Clip does not provide access to headset jack, which is not included on healthcare TC51/TC52 configurations. ▶ Differs from SG-TC51-CLIPHC1-01 in that clip will rotate which may provide greater range of motion for users and also provides access to battery. Larger clip provides added strength and improved wearability. ▶ Not compatible with Basic Handstrap (SG-TC51-BHDSTP1-03) or Rugged Boot/Exoskeleton (SG-TC5X-EXO1-01 or SG-TC5X-EXONHS-01) 	




SG-TC51-CLIPHC1-01		Healthcare Carrying Clip	<ul style="list-style-type: none"> ▶ Clip is used with Healthcare versions of TC51/TC52 to allow user to conveniently attach the device to healthcare clothing (i.e. smocks, etc.). ▶ Clip attaches to top of TC51/TC52 unit. ▶ Has Healthcare blue disinfectant ready housing. ▶ Clip does not provide access to headset jack, which is not included on healthcare TC51/TC52 configurations. ▶ Not compatible with Basic Handstrap (SG-TC51-BHDSTP1-03) or Rugged Boot/Exoskeleton (SG-TC5X-EXO1-01 or SG-TC5X-EXONHS-01) 	
SG-TC51-CLIP2		Carrying Clip	<ul style="list-style-type: none"> ▶ Clip can be used to allow user to conveniently attach all TC5X configurations to clothing or belt. ▶ Attaches to top of TC5X unit. ▶ Clip provides access to the device's headset jack. ▶ Not compatible with Basic Handstrap (SG-TC51-BHDSTP1-03) or Rugged Boot/Exoskeleton (SG-TC5X-EXO1-01 or SG-TC5X-EXONHS-01). ▶ NOTE: This is a custom product. Please work with your Zebra representative to open a Custom Product Request (CPR) if you would like to order this item. 	




Vehicle Cradles and Holders

Powered Cradles and Holders (provides device charging and/or communication)

Part Number	Picture	Description	Notes	Required Items
CRD-TC56-CVCD2-02		Charge/Communication Vehicle Cradle	<ul style="list-style-type: none"> ▶ This is a low cost, medium duty, drop in style cradle. ▶ Device clicks into place and can be removed from cradle by pressing two yellow release buttons. ▶ Cradle can be used in vertical (portrait) or horizontal (landscape) positions. ▶ Uses four mounting screws with AMPSS hole pattern. ▶ Only works with devices with Rugged Boot attached. ▶ Does not support Pistol Grip Handle. ▶ Rear of cradle has simple USB-C port for charging/communication. USB-C cable can be attached to USB Cigarette lighter adapter for charging or to a host device for charging and communication. 	<ul style="list-style-type: none"> ▶ Rugged Boot with Handstrap (SG-TC5X-EXO1-01) ▶ For Charging: USB-C cable (CBL-TC5X-USBC2A-01) and USB Cigarette Lighter Adapter (CHG-AUTO-USB1-01) ▶ For Mounting: Windshield Suction Mount (RAM-B-166U) OR See other RAM or ProClip mounting bracket options below.

<p>CRD-TC56-UVCD1-01</p>		<p>Charge/Communication Vehicle Cradle</p>	<ul style="list-style-type: none"> ▶ Uses locking lever on top of cradle to securely hold device in the cradle. ▶ Only works with devices with Rugged Boot attached. ▶ Uses four mounting screws with AMPSS hole pattern. ▶ Does not support Pistol Grip Handle. ▶ 15 pin connector on cable is used to attach to USB I/O Hub (SHARE-USBH-01) - Hub will power the Cradle and charge the TC5X. 	<p>Rugged Boot with Handstrap (SG-TC5X-EXO1-01) and USB I/O Hub (SHARE-USBH-01)</p> <p>For Mounting: Windshield Suction Mount (RAM-B-166U) OR See other RAM or ProClip mounting bracket options below.</p>
<p>SHARE-USBH-01</p>		<p>USB I/O Hub for Vehicle Data Communication Cradle</p>	<ul style="list-style-type: none"> ▶ 15 pin connector on cable is used to attach to Charge/Communication Vehicle Cradle (CRD-TC56-UVCD1-01) ▶ Includes the following ports: <ul style="list-style-type: none"> - 3 standard USB A size ports - each can provide 1.5A current. - 1 USB A Charge-Only port - can provide 1.5A current for charging cell phones, tablets, headsets, etc. ▶ Host device (TC5X) is automatically placed in USB Host mode ▶ Accepts 12/24V power from vehicle and provides power conditioning (SAE/ISO) to host device (TC5X) ▶ Hub must be powered externally for USB ports to be functional. ▶ NOTE: 3.5mm headset jack connector on hub is not supported with TC5X. Use TC5X's built-in jack instead. 	<p>Rugged Boot with Handstrap (SG-TC5X-EXO1-01) and Charge/Communication Vehicle Cradle (CRD-TC56-UVCD1-01)</p> <p>For Charging: Cigarette Lighter Auto Charge Cable (CHG-AUTO-CLA1-01) OR Hard Wired Auto Charge Cable (CHG-AUTO-HWIRE1-01) OR Vehicle Charger Cable for USB I/O Hub and ZQ500/QLn Series Printers (VAM-MPP-VHGH1-01) OR Legacy Zebra Vehicle Cradle Adapter Cable (CBL-TC7X-GFS-01) OR Lind (Gamber-Johnson) Isolated Power Supply when installed on higher voltage vehicles</p> <p>For Mounting: Mount on flat surface OR Vehicle Cradle RAM mount ball (RAM-B-238U) and additional RAM mount hardware</p>
<p>3PTY-PCLIP-241389 3PTY-PCLIP241389BR (for Brazil)</p>		<p>ProClip Charge-Only Vehicle Cradle (Drop-in Style) Kit (with Cigarette Lighter Adapter)</p>	<ul style="list-style-type: none"> ▶ This is a light duty, quick and easy, one handed, top drop in style cradle. ▶ Cradle designed to be used in vertical (portrait) position, not recommended in landscape mode. ▶ Cigarette Lighter Adapter (CLA) cable is included. No other power cables needed. ▶ Uses four mounting screws with AMPSS hole pattern. ▶ Only works with devices with Rugged Boot attached. ▶ 12-24V input, 5V output ▶ Does not support Pistol Grip Handle. ▶ This kit includes Charge-Only Vehicle Cradle (3PTY-PCLIP-241424) and Cigarette Lighter Adapter (3PTY-PCLIP-945082 or 3PTY-PCLIP-945082BR). 	<p>▶ Rugged Boot with Handstrap (SG-TC5X-EXO1-01)</p> <p>▶ For Mounting: Windshield Suction Mount (RAM-B-166U) OR See other RAM or ProClip mounting bracket options below.</p>

<p>3PTY-PCLIP-241562</p>		<p>ProClip Charge-Only Vehicle Cradle (Drop-in Style)</p>	<ul style="list-style-type: none"> ▶ This is a light duty, quick and easy, one handed, top drop in style cradle. ▶ Cradle designed to be used in vertical (portrait) position, not recommended in landscape mode. ▶ Uses four mounting screws with AMPSS hole pattern. ▶ Only works with devices with Rugged Boot attached. ▶ Does not support Pistol Grip Handle. ▶ Uses USB-A connector for easy connection to power source. Does not support USB communication, only power. ▶ Cable length is approx 24" (60 cm). 	<ul style="list-style-type: none"> ▶ Rugged Boot with Handstrap (SG TC5X-EXO1-01) ▶ For Charging: USB Cigarette Lighter Adapter (CHG-AUTO-USB1-01) ▶ For Mounting: Windshield Suction Mount (RAM-B-166U) OR See other RAM or ProClip mounting bracket options below.
<p>3PTY-PCLIP-241424</p>		<p>ProClip Charge-Only Vehicle Cradle (Drop-in Style)</p>	<ul style="list-style-type: none"> ▶ This is a light duty, quick and easy, one handed, top drop in style cradle. ▶ Cradle designed to be used in vertical (portrait) position, not recommended in landscape mode. ▶ Uses four mounting screws with AMPSS hole pattern. ▶ Only works with devices with Rugged Boot attached. ▶ Does not support Pistol Grip Handle. ▶ Uses ProClip style power jack connector. 	<ul style="list-style-type: none"> ▶ Rugged Boot with Handstrap (SG TC5X-EXO1-01) ▶ For Charging: Cigarette Lighter Auto Charge Cable (3PTY-PCLIP-945082) - can also order 3PTY-PCLIP-241389 which includes both the Cradle and CLA as a kit OR Hard Wired Auto Charge Cable (3PTY-PCLIP-945081) OR Vehicle Charger Cable for Charge-Only Vehicle Cradle and USB Charge Port (VAM-MPM-VHCH1-01) ▶ For Mounting: Windshield Suction Mount (RAM-B-166U) OR See other RAM or ProClip mounting bracket options below.
<p>CRD-TC56-CVCD1-01</p>		<p>Charge-Only Vehicle Cradle (Lock-in Style)</p>	<ul style="list-style-type: none"> ▶ Uses locking lever on top of cradle to securely hold device in the cradle. ▶ Uses unique tabs on power cable connector to ensure reliable power connection. ▶ Includes removable mounting plate that provides for quick removal of the cradle using a single thumb screw on the top of the cradle. ▶ Cradle designed to be used in vertical (portrait) or horizontal (landscape) positions. ▶ Uses four mounting screws with AMPSS hole pattern. ▶ Only works with devices with Rugged Boot attached. ▶ Does not support Pistol Grip Handle. 	<ul style="list-style-type: none"> ▶ Rugged Boot with Handstrap (SG TC5X-EXO1-01) ▶ For Charging: Cigarette Lighter Auto Charge Cable (3PTY-PCLIP-945082) OR Hard Wired Auto Charge Cable (3PTY-PCLIP-945081) OR Vehicle Charger Cable for Charge-Only Vehicle Cradle and USB Charge Port (VAM-MPM-VHCH1-01) ▶ For Mounting: Windshield Suction Mount (RAM-B-166U) OR See other RAM or ProClip mounting bracket options below.

<p>various SKUs (3rd party) *</p> <p>http://www.proclipusa.com/category/zebra</p>		<p>ProClip Vehicle Cradles</p>	<ul style="list-style-type: none"> ▶ Available in both non-powered, hard wired and cigarette lighter adapter cable configurations. ▶ Versions available with top support for securing device in cradle while allowing one-handed removal. ▶ Versions available with USB interface for connecting to external devices. ▶ Versions available for devices with and without Rugged Boot installed. ▶ Durable cradle design for rugged enterprise use. ▶ Cradle provided 15 degree angle in any direction. ▶ Allows for portrait and landscape view. ▶ AMPS hole pattern for simple wall, pedestal or vehicle dashboard mounting. 	
<p>PSVTC56-01 (Charge-Only Cigarette Lighter Adapter plug)</p> <p>PSVTC56-02 (Charge-Only Hard-wired power connection)</p> <p>(3rd party) *</p> <p>http://www.portsmith.com</p>		<p>PortSmith Charge-Only Vehicle Cradles</p>	<ul style="list-style-type: none"> ▶ Available in both hard-wired and cigarette light adapter cable configurations ▶ Durable cradle design for rugged enterprise use ▶ AMPS hole pattern for simple wall, pedestal or vehicle dashboard mounting ▶ Swivel mount ▶ Compatible with devices with and without Rugged Boot/Exoskeleton attached. 	
<p>RAM-HOL-ZE6U (3rd party) *</p> <p>https://www.rammount.com</p>		<p>RAM Charge-Only Vehicle Cradle</p>	<ul style="list-style-type: none"> ▶ Spring-loaded cradle allows easy one handed insertion and removal. ▶ Uses USB-A connector for connection to power source. ▶ Compatible with RAM two-hole AMPS pattern diamond bases that will connect to B and C size ball mounts, allowing for a wide variety of mounting options. ▶ Compatible with devices with and without Rugged Boot/Exoskeleton attached. 	<ul style="list-style-type: none"> ▶ For Charging: RAM/GDS 2-Port USB Cigarette Charger (RAM-GDS-CHARGE-USB2QCCIG) OR RAM/GDS Modular Hardwire Charger with Female USB Type A Connector (RAM-GDS-CHARGE-V7BU) ▶ For Mounting: RAM 2-hole AMPS pattern diamond ball mount (RAM-B-166U, RAM-B-238U or see RAM website for other options).

<p>23-5X-09-AKKU</p> <p>(3rd party) *</p> <p>http://tis-gmbh.de/en</p>		<p>TIS Charge-Only Vehicle Cradle</p>	<ul style="list-style-type: none"> ▶ Can be powered via USB or cigarette light adapter (via USB to cigarette lighter adapter) ▶ Durable cradle design for rugged enterprise use ▶ AMPS hole pattern for simple wall, pedestal or vehicle dashboard mounting ▶ Swivel mount ▶ Compatible with devices with and without Rugged Boot/Exoskeleton attached. ▶ Does not include pictured RAM brackets 	
<p>various</p> <p>(3rd party) *</p> <p>http://www.strike.com.au</p>		<p>Strike Charge-Only Vehicle Cradles</p>	<ul style="list-style-type: none"> ▶ Durable cradle design for rugged enterprise use ▶ AMPS hole pattern for simple wall, pedestal or vehicle dashboard mounting ▶ Swivel mount ▶ Versions available supporting the following: Boot/Exoskeleton: (1) TC5X units without Boot or (2) TC5X units with Boot Power: (1)USB or Cigarette Lighter Adapter (via USB to cigarette lighter adapter) or (2) 12/24 V Hard wired Mounting: (1) DIY windshield suction cup mount or (2) professional installation via additional AMPS style brackets Antenna Boost: available with or without additional external antenna boosting cable option for use in areas with poor cellular reception Keylock: available with or without keylock for securing device in cradle 	
<p>Un-Powered Cradles and Holders (passive holders, no charging support)</p>				
Part Number	Picture	Description	Notes	Required Items
<p>CRD-EC5X-VCH1-01</p>		<p>Vehicle Holder</p>	<ul style="list-style-type: none"> ▶ Holds device in vehicle installations. ▶ Suction cup for easy installation and removal. ▶ Spring tension on holder provides compatibility with a wide variety of devices. ▶ This accessory is part of the EC5X series accessory ecosystem, but the spring tension design allows it to be used with other devices. 	

3PTY-PCLIP-511926		ProClip Passive (non-charging) Vehicle Holder (Drop-in Style)	<ul style="list-style-type: none"> ▶ This is a light duty, quick and easy, one handed, top drop in style cradle. ▶ Cradle designed to be used in vertical (portrait) position, not recommended in landscape mode. ▶ Uses four mounting screws with AMPS hole pattern. ▶ Only works with devices with Rugged Boot attached. ▶ Does not support Pistol Grip Handle. ▶ NOTE: This is a custom product. Please work with your Zebra representative to open a Custom Product Request (CPR) if you would like to order this item. 	
various SKUs (3rd party) *		ProClip Vehicle Holders	<ul style="list-style-type: none"> ▶ Versions available with top support for securing device in cradle while allowing one-handed removal. ▶ Versions available for devices with and without Rugged Boot installed or with Pistol Grip Handle attached. ▶ Durable cradle design for rugged enterprise use. ▶ Cradles provided 15 degree angle in any direction. ▶ Allows for portrait and landscape view. ▶ AMPS hole pattern for simple wall, pedestal or vehicle dashboard mounting. 	







Vehicle Mounting Hardware


Part Number	Picture	Description	Notes	Required Items
RAM-B-166U		Vehicle Cradle Windshield Suction Cup Mount	<ul style="list-style-type: none"> ▶ RAM Twist Lock Suction Cup with Double Socket Arm and Diamond Base Adapter ▶ Overall Length: 6.75" ▶ Attaches to back of Vehicle Cradles 	
RAM-B-238U		Vehicle Cradle RAM Mount ball	<ul style="list-style-type: none"> ▶ RAM 2.43" x 1.31" Diamond Ball Base w/ 1" Ball ▶ Attaches to back of Vehicle Cradles 	Requires additional RAM hardware to mount vehicle cradle

<p>3PTY-PCLIP-241476</p>		<p>ProClip Forklift/Vehicle Cradle Clamp Mount - for Pipe/Bar mounting</p>	<ul style="list-style-type: none"> ▶ Attaches to circular pipes/bars of vehicles/forklifts. ▶ Accommodates bars from 3/4" to 1 1/8" diameter (19 to 30 mm). ▶ Uses AMPS hole pattern for mounting ProClip cradles like 3PTY-PCLIP-241475. ▶ NOTE: This is a custom product. Please work with your Zebra representative to open a Custom Product Request (CPR) if you would like to order this item. 	
<p>3PTY-PCLIP-241477</p>		<p>ProClip Forklift/Vehicle Cradle Clamp Mount with Backplate - for Pipe/Bar mounting</p>	<ul style="list-style-type: none"> ▶ Attaches to circular pipes/bars of vehicles/forklifts. ▶ Accommodates bars from 3/4" to 1 1/8" diameter (19 to 30 mm). ▶ Includes 3PTY-PCLIP-241476 with an attached backplate that uses AMPS hole pattern for mounting vehicle cradles. ▶ NOTE: This is a custom product. Please work with your Zebra representative to open a Custom Product Request (CPR) if you would like to order this item. 	
<p>3PTY-PCLIP-241478</p>		<p>ProClip Forklift/Vehicle Cradle Clamp Mount - for square frame mounting</p>	<ul style="list-style-type: none"> ▶ Attaches to square bars of vehicles/forklifts. ▶ Clamp is 5.125" x 3.75" and can accommodate bars of varying thicknesses. ▶ 6" long arm on clamp uses AMPS hole pattern for mounting ProClip cradles like 3PTY-PCLIP-241475. 	
<p>3PTY-PCLIP-215500</p>		<p>ProClip Tilt Swivel Mount For TC7X/TC5X Vehicle Cradles</p> 	<ul style="list-style-type: none"> ▶ For mounting Vehicle Cradle on any flat surface. ▶ Angles/Tilts 15 degrees ▶ Swivels 360 degrees ▶ Extends 1 inch / 2.54 cm ▶ Base Plate and Face Plate has AMPS hole pattern ▶ Weight capacity 25 lbs / 11.34 kgs ▶ NOTE: Restricted Product - Must open CPR at http://cpr.zebra.com (Zebra internal site). Sample devices shall then be provided, and once the customer approves these demo devices, the SKU shall be opened for sale to that customer. Refer to PMB 2756 for details. 	<p>Vehicle Cradle (CRD-TC56-CVCD1-01 or CRD-TC56-UVCD1-01)</p>

<p>3PTY-PCLIP-710836</p>		<p>2" tall Pedestal Mounting Kit - Horizontal Adjustment, For TC7X/TC5X Vehicle Cradle</p> 	<ul style="list-style-type: none"> ▶ 2 inch Solid-core Aluminum quick-adjust interlocking joint. ▶ The round bases provide an industry-standard 4-hole AMPS mounting pattern with approximately 20 degrees of rotation to facilitate the perfect mounting angle and device placement. ▶ Adjustable for optimal positioning ▶ Weight capacity over 300 lbs ▶ NOTE: Restricted Product - Must open CPR at http://cpr.zebra.lan (Zebra internal site). Sample devices shall then be provided, and once the customer approves these demo devices, the SKU shall be opened for sale to that customer. Refer to PMB 2756 for details. 	<p>Vehicle Cradle (CRD-TC56-CVCD1-01 or CRD-TC56-UVCD1-01)</p>
<p>3PTY-PCLIP-710834</p>		<p>ProClip 4" tall Pedestal Mounting Kit For TC7X/TC5X Vehicle Cradles - Horizontal & Vertical Adjustment</p> 	<ul style="list-style-type: none"> ▶ 4 inch Solid-core Aluminum quick-adjust interlocking joints. ▶ Mount also features a 2 inch 90-degree offset extension rod to enable both horizontal and vertical adjustment to achieve optimal device/cradle positioning. ▶ AMPS hole pattern in mount bases ▶ Quick and easy installation ▶ Adjustable for optimal positioning ▶ Weight capacity over 300 lbs ▶ NOTE: Restricted Product - Must open CPR at http://cpr.zebra.lan (Zebra internal site). Sample devices shall then be provided, and once the customer approves these demo devices, the SKU shall be opened for sale to that customer. Refer to PMB 2756 for details. 	<p>Vehicle Cradle (CRD-TC56-CVCD1-01 or CRD-TC56-UVCD1-01)</p>
<p>3PTY-PCLIP-710835</p>		<p>4" tall Pedestal Mounting Kit For TC7X/TC5X Vehicle Cradles - Horizontal Adjustment</p> 	<ul style="list-style-type: none"> ▶ 4 inch Solid-core Aluminum quick-adjust interlocking joints. ▶ Mount also features a 2 inch Horizontal extension rod between mount bases ▶ AMPS hole pattern in mount bases ▶ Quick and easy installation ▶ Adjustable for optimal positioning ▶ Weight capacity over 300 lbs ▶ NOTE: Restricted Product - Must open CPR at http://cpr.zebra.lan (Zebra internal site). Sample devices shall then be provided, and once the customer approves these demo devices, the SKU shall be opened for sale to that customer. Refer to PMB 2756 for details. 	<p>Vehicle Cradle (CRD-TC56-CVCD1-01 or CRD-TC56-UVCD1-01)</p>

3PTY-PCLIP-241479		<p>ProClip Standard Duty 5\" Pedestal Mount</p> 	<ul style="list-style-type: none"> ▶ Standard Duty mount is designed to be used in smooth-riding vehicles and areas with low risk of external contact. ▶ Length of arm assembly is 5". ▶ Uses AMPS hole pattern for mounting ProClip cradles like CRD-TC56-CVCD2-02. ▶ NOTE: This is a custom product. Please work with your Zebra representative to open a Custom Product Request (CPR) if you would like to order this item. 	Vehicle Cradle (CRD-TC56-CVCD1-01 or CRD-TC56-UVCD1-01)
3PTY-PCLIP-710837		<p>ProClip 6" tall Pedestal Mounting Kit - Horizontal & Vertical Adjustment, For TC7X/TC5X Vehicle Cradles</p>	<ul style="list-style-type: none"> ▶ 6 inch Solid-core Aluminum quick-adjust interlocking joint. ▶ The round bases provide an industry-standard 4-hole AMPS mounting pattern with approximately 20 degrees of rotation to facilitate the perfect mounting angle and device placement. ▶ Adjustable for optimal positioning ▶ Weight capacity over 300 lbs ▶ NOTE: Restricted Product - Must open CPR at http://cpr.zebra.lan (Zebra internal site). Sample devices shall then be provided, and once the customer approves these demo devices, the SKU shall be opened for sale to that customer. Refer to PMB 2756 for details. 	Vehicle Cradle (CRD-TC56-CVCD1-01 or CRD-TC56-UVCD1-01)
3PTY-PCLIP-710838		<p>ProClip 8" tall Pedestal Mounting Kit - Horizontal Adjustment, For TC7X/TC5X Vehicle Cradles</p>	<ul style="list-style-type: none"> ▶ 8 inch Solid-core Aluminum quick-adjust interlocking joint. ▶ The round bases provide an industry-standard 4-hole AMPS mounting pattern with approximately 20 degrees of rotation to facilitate the perfect mounting angle and device placement. ▶ Adjustable for optimal positioning ▶ Weight capacity over 300 lbs ▶ NOTE: Restricted Product - Must open CPR at http://cpr.zebra.lan (Zebra internal site). Sample devices shall then be provided, and once the customer approves these demo devices, the SKU shall be opened for sale to that customer. Refer to PMB 2756 for details. 	Vehicle Cradle (CRD-TC56-CVCD1-01 or CRD-TC56-UVCD1-01)
Misc				
Part Number	Picture	Description	Notes	Required Items




<p>SG-TC7X-STYLUS-03 (pack of 3)</p> <p>SG-TC7X-STYLUS-06 (pack of 6)</p> <p>NOTE: 6-pack is a custom product. Please work with your Zebra representative to open a Custom Product Request (CPR) if you would like to order this item.</p>		<p>Stylus Kit with Tether</p>	<ul style="list-style-type: none"> ▶ Includes fine-pitch, capacitive Stylus (SG-TC7X-STYLUS1-03) and coiled tether (KT-TC7X-TETHR1-03) ▶ Conductive Carbon-filled plastic material w/ 5mm tip. ▶ Length of stylus is 3.5". ▶ Rigid plastic stylus is optimized for enterprise durability. ▶ Clip & tether point to reduce loss. Tether to Handstrap ▶ When not being used stylus can be stored in loop on Handstrap or in the optional Holster 	
<p>SG-STYLUS-TCX-MTL-03 (pack of 3)</p>		<p>Fiber Tipped Stylus</p>	<ul style="list-style-type: none"> ▶ Black Passive Stylus with Zebra logo ▶ 5" length ▶ Heavy duty - made from stainless steel and brass. No plastic parts - real pen feel. ▶ Can be used in rain. ▶ Micro-Knit Hybrid Mesh Fiber Tip provides silent, smooth gliding use. ▶ Big improvement over rubber tipped or plastic tipped stylus. ▶ Compatible with all capacitive touch screen devices. ▶ Can be tethered to device using KT-TC7X-TETHR1-03 or SG-ET5X-SLTETR-01. 	
<p>KT-TC7X-TETHR1-03 (pack of 3)</p>		<p>Replacement Coiled Tether for Stylus</p>	<ul style="list-style-type: none"> ▶ This tether is included with Stylus Kit with Tether (SG-TC7X-STYLUS-03) 	
<p>SG-ET5X-SLTETR-01 (single)</p>		<p>Replacement Coiled Tether for Stylus</p>	<ul style="list-style-type: none"> ▶ This tether is typically used with the ET5X series' stylus. 	
<p>KT-TC51-SCRNP1-01 (pack of 3)</p>		<p>Screen Protectors</p>	<ul style="list-style-type: none"> ▶ Tempered glass ▶ Includes alcohol wipes, cleaning cloth and tools needed for screen protector installation. 	
<p>KT-TC5X-SCRNP1-04 (3 pack, Red Pantone 7621c)</p> <p>Need other colors or designs? Submit a Custom Product Request at http://cpr.zebra.com (Zebra internal site)</p>		<p>Custom Screen Protectors</p>	<ul style="list-style-type: none"> ▶ Outside edges of screen protector can be customized with customer logos and colors to create a customer specific TC5X device. ▶ NOTE: This is a custom product. Please work with your Zebra representative to open a Custom Product Request (CPR) if you would like to order this item. 	





ADP-TC51-RGIO1-03 (pack of 3)		Replacement Rugged I/O Connector	<ul style="list-style-type: none"> ▶ This is a pack of three spare/replacement 7-pin rugged I/O connectors that attach to bottom of the device. ▶ Compatible with TC51/TC52/TC56/TC57. Not compatible with TC52x or TC57x since Rugged I/O connector is not removable. 	
----------------------------------	---	----------------------------------	--	--





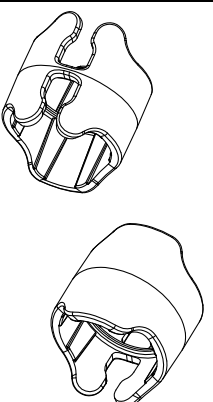
Headset/Audio Accessories



Wired Headsets and Audio Accessories

NOTE: Wired headsets are not supported on TC5X Healthcare devices which do not include a headset jack.

Part Number	Picture	Description	Notes	Required Items
HDST-35MM-PTT1-01		PTT and VoIP Headset (3.5mm Standard jack)	<ul style="list-style-type: none"> ▶ For Push-To-Talk (PTT) and VoIP telephony. ▶ Compatible with Zebra PTT Express and PTT Pro. ▶ Uses standard 3.5mm jack. ▶ Rotating+C183:D183 earpiece allows for right or left ear configuration ▶ Built-in cord wrap ▶ mono with microphone ▶ includes clip for attaching PTT button to clothing. 	
HDST-35MM-PTVP-01		PTT and VoIP Headset (3.5mm Locking jack)	<ul style="list-style-type: none"> ▶ For Push-To-Talk (PTT) and VoIP telephony. ▶ Compatible with Zebra PTT Express and PTT Pro. ▶ Uses 3.5mm rugged jack that is keyed/collared for a locking failsafe connection. ▶ Rotating earpiece allows for right or left ear configuration ▶ Built-in cord wrap ▶ mono with microphone ▶ includes clip for attaching PTT button to clothing. 	<ul style="list-style-type: none"> ▶ 3.5mm Keyed/Collared Female to 3.5mm Male Headset Adapter Cable (CBL-TC51-HDST35-01)
HDST-25MM-PTVP-01		PTT and VoIP Headset (2.5mm jack)	<ul style="list-style-type: none"> ▶ For Push-To-Talk (PTT) and VoIP telephony ▶ 2.5 mm jack ▶ Rotating earpiece allows for right or left ear configuration ▶ Built-in cord wrap ▶ mono with microphone ▶ includes clip for attaching PTT button to clothing. ▶ Recommend using 3.5mm headset (HDST-35MM-PTVP-01) instead since this feature a more secure locking jack connector. 	<ul style="list-style-type: none"> ▶ 2.5mm Female to 3.5mm Male Headset Adapter Cable (CBL-TC51-HDST25-01)

<p>SL+1W-3.5WA (3rd party) *</p> <p>https://workforceaudio.com</p>		<p>Workforce Audio SnapLock PTT Adapter Cable</p>	<ul style="list-style-type: none"> ▶ For Push-To-Talk (PTT) applications. ▶ Compatible with Zebra PTT Express and PTT Pro. ▶ 3.5 mm jack ▶ Adapter cable provide SnapLock connector which accepts a variety of Workforce Audio's earpieces. ▶ includes clip for attaching PTT button to clothing 	<p>Requires purchase of earpiece for connecting to cable.</p>
<p>See HS2100-HS3100 Accessories Document</p>		<p>HS2100 Rugged Wired Headset</p>	<ul style="list-style-type: none"> ▶ Built to handle the everyday inevitable drops ▶ Dustproof, sprayproof and waterproof ▶ Ready for the freezer and outdoor subzero temperatures ▶ Feather-light for extraordinary comfort ▶ Noise cancellation for a superior voice experience in the noisiest environments ▶ Detachable swivel boom minimizes costs. ▶ Swivelling boom mutes microphone allowing uses to prevent voice pick applications from recognizing non-voice pick conversations. ▶ User-replaceable pads and windscreens maximize comfort and hygiene 	<ul style="list-style-type: none"> ▶ 3.5mm Keyed/Collared Female to 3.5mm Male Headset Adapter Cable (CBL-TC51-HDST35-01) ▶ HS2100 to 3.5mm Standard Cable (CBL-HS2100-3MS1-01) <p>See HS2100/HS3100 Accessories Document for additional headset accessories</p>
<p>VR12 (3rd party) *</p> <p>http://www.blueparrott.com</p>		<p>BlueParrott VR12 Wired Noise Cancelling Headset</p>	<ul style="list-style-type: none"> ▶ Audio accuracy for voice picking and other speech recognition applications. ▶ High quality durability stands up to all-day, every-day use. ▶ Lightweight design is easy and comfortable to wear all day. ▶ Compatible with most major wearable computers and devices used in voice-picking environments. ▶ G type (GN Netcom) Quick Disconnect. ▶ Convertible design gives choice of over-the-head and behind-the-neck wearing styles 	<p>For 3.5mm locking jack (recommended): 3.5mm Keyed/Collared Female to 3.5mm Male Headset Adapter Cable (CBL-TC51-HDST35-01) AND RCH50/RCH51 Quick Disconnect Headset Adapter Cable (ADP-35M-QDCBL1-01)</p> <p>For 2.5mm jack: 2.5mm Female to 3.5mm Male Headset Adapter Cable (CBL-TC51-HDST25-01) AND Headset Adapter Cable (25-124387-02R)</p>
<p>CBL-HS2100-3MS1-01</p>		<p>HS2100 Headset Standard Cable (3.5 mm jack)</p>	<ul style="list-style-type: none"> ▶ 3.5mm barrel jack connector ▶ For use with TC5X, TC7X, TC8000, or other devices using a 3.5mm barrel jack audio connector ▶ Cable is 43" (1.1 M) long ▶ Rugged cable with rugged connectors that are keyed/collared for a locking failsafe connection. ▶ Includes one clothing clip. Additional clips can be purchased separately. 	<p>3.5mm Keyed/Collared Female to 3.5mm Male Headset Adapter Cable (CBL-TC51-HDST35-01)</p>

25-124387-02R		RCH50/RCH51 Headset Adapter Cable	<ul style="list-style-type: none"> ▶ Connects RCH50/RCH51 headset to devices with standard 3-pole 2.5mm barrel jack connector. ▶ Updated cable minimizes cross talk and intermittency issues. 	2.5mm Female to 3.5mm Male Headset Adapter Cable (CBL-TC51-HDST25-01)
ADP-35M-QDCBL1-01		RCH50/RCH51 Quick Disconnect Headset Adapter Cable	<ul style="list-style-type: none"> ▶ Connects RCH50/RCH51 headset (or headsets with Quick-Disconnect connector) to devices with 3-pole 3.5mm barrel jack connector. ▶ Cable features a rugged keyed/collared jack for a locking failsafe connection. 	3.5mm Keyed/Collared Female to 3.5mm Male Headset Adapter Cable (CBL-TC51-HDST35-01)
CBL-TC51-HDST25-01		2.5mm Female to 3.5mm Male Headset Adapter Cable (2.5mm jack)	<ul style="list-style-type: none"> ▶ Allows headsets with 2.5mm barrel jacks to be used with TC5X. ▶ Converts 3.5mm audio jack to a standard 2.5mm barrel jack connector. ▶ Cable is approximately 6 inches long 	
CBL-TC51-HDST35-01		3.5mm Keyed/Collared Female to 3.5mm Male Headset Adapter Cable (3.5mm jack)	<ul style="list-style-type: none"> ▶ Provides a collared/keyed 3.5mm barrel jack connector. ▶ Required for use with some headsets (i.e. HS2100) that use a locking keyed connector on the headset jack. ▶ Cable is approximately 6 inches long ▶ Includes Retention/Anti-Rotation Lock (ADP-LOCK-3.5HT1-01) 	
ADP-LOCK-3.5HT1-01		Spare/Replacement 3.5mm Audio Adapter Retention and Anti-Rotation Lock	<ul style="list-style-type: none"> ▶ This clip is used with the Keyed/Collared Female to Male Headset Adapter Cable (CBL-TC51-HDST35-01) and keyed headset cables to prevent cable rotation/spinning and also to provide a secure, reliable headset connection. ▶ Clip is normally included with the Keyed/Collared Female to Male Headset Adapter Cable, this is a spare/replacement clip/lock. ▶ NOTE: This is a Spare/Service Parts item. Contact an authorized Zebra reseller to order. 	
Bluetooth Headsets and Audio Accessories NOTE: Bluetooth headsets with PTT function not supported by Zebra PTT Express application. Check with Engineering to verify compatibility with Zebra PTT Pro application.				
Part Number	Picture	Description	Notes	Required Items

<p>See HS2100-HS3100 Accessories Document</p>		<p>HS3100 Rugged Bluetooth Headset</p>	<ul style="list-style-type: none"> ▶ HD Voice, also known as Wide Band Audio, brings incredible audio clarity ▶ Built to handle the everyday inevitable drops ▶ Dustproof, sprayproof and waterproof ▶ Ready for the freezer and outdoor subzero temperatures ▶ Feather-light for extraordinary comfort ▶ Noise cancellation for a superior voice experience in the noisiest environments ▶ Swap batteries on the fly — without losing the Bluetooth connection ▶ Split-second tap-to-pair simplicity using NFC. ▶ Detachable swivel boom minimizes costs. ▶ Swivelling boom mutes microphone allowing uses to prevent voice pick applications from recognizing non-voice pick conversations. ▶ User-replaceable pads and windscreens maximize comfort and hygiene ▶ 15 hours of battery power 	<p>See HS2100/HS3100 Accessories Document for headset accessories</p>
<p>various Bluetooth models B550-XT B350-XT C400-XT C300-XT (3rd party) * http://www.blueparrott.com</p>		<p>BlueParrott Bluetooth Headsets</p>	<ul style="list-style-type: none"> ▶ Various Bluetooth models available with options that include: <ul style="list-style-type: none"> - Blocking out 96% of background noise - Over 24 hours of talk time - NFC Tap to Pair capable - Bluetooth wireless range capable up to 300 ft. - Convertible wearing options: over the head, behind the neck. <p>See BlueParrot site for model specific options.</p>	
<p>APTT1 (3rd party) * https://www.aina-wireless.com/</p>		<p>Aina Push-To-Talk (PTT) Bluetooth Voice Responder Remote Speaker/Mic (RSM)</p>	<ul style="list-style-type: none"> ▶ Bluetooth speaker-microphone designed to work with different walkie talkie style Push-to-Talk applications, including Zebra PTT Pro (check with Zebra PTT Pro engineering team for current device/OS support). ▶ Includes clip for attaching device to clothing for lapel speaker/mic usage. ▶ Features several buttons which the application developers can assign to different functions. ▶ Users can remotely control functions such as push-to-talk, phone calls, channel switching and emergency alerts. ▶ Device is ruggedized, MIL-STD 810G and IP67. ▶ Long lasting battery designed for 24 hour approx battery life. Can be recharged via micro-USB port. ▶ Includes 3.5mm headset jack allowing headphones to be connected for keeping conversations more private. ▶ Can be easily paired to mobile computer using NFC tap-to-pair. 	


<p>H3-B-1 (3rd party) *</p> <p>https://www.dellking.com</p>		<p>Wandfu H3 Push-To-Talk (PTT) Bluetooth Remote Speaker/Mic (RSM)</p>	<ul style="list-style-type: none"> ▶ Bluetooth speaker-microphone designed to work with different walkie talkie style Push-to-Talk applications, including Zebra PTT Pro (check with Zebra PTT Pro engineering team for current device/OS support). ▶ Includes clip for attaching device to clothing for lapel speaker/mic usage. ▶ Includes 3.5mm headset jack allowing headphones to be connected for keeping conversations more private. 	
<p>BTR-155 (3rd party) *</p> <p>https://www.savoxaccessories.com</p>		<p>Savox BTR-155 Bluetooth Remote Speaker/Mic (RSM)</p>	<ul style="list-style-type: none"> ▶ Bluetooth speaker-microphone designed to work with different walkie talkie style Push-to-Talk applications, including Zebra PTT Pro (check with Zebra PTT Pro engineering team for current device/OS support). ▶ Includes clip for attaching device to clothing for lapel speaker/mic usage. ▶ Rugged wireless speaker microphone IP55. ▶ Allows cable-free movement ▶ Familiar speaker microphone functions; PTT and volume buttons ▶ Includes 2.5mm headset jack allowing headphones to be connected for keeping conversations more private. ▶ LED status indication ▶ High speaker volume ▶ Includes: <ul style="list-style-type: none"> - Savox RSM - Modular Wired earpiece - Wall Charger - USB Cable - Quick Start Guide - Carrying Strap 	
<p>BTH-101 (3rd party) *</p> <p>https://www.savoxaccessories.com</p>		<p>Savox Push-To-Talk (PTT) Bluetooth Headset</p>	<ul style="list-style-type: none"> ▶ Bluetooth headset designed to work with different walkie talkie style Push-to-Talk applications, including Zebra PTT Pro (check with Zebra PTT Pro engineering team for current device/OS support). ▶ Also operates as standard Bluetooth headset for taking phone calls. ▶ Device is lightweight and ruggedized, IP55. 	

Power Cords/Power Supplies

AC Cords and Power Supplies





Part Number	Picture	Description	Notes	Required Items
-------------	---------	-------------	-------	----------------





CBL-DC-388A1-01		DC Power Cord	<ul style="list-style-type: none"> ▶ Used to power Single Slot Cradles and 4-Slot Battery Chargers when using Level VI Efficiency power supply (PWR-BGA12V50W0WWW) ▶ Cable length is 1.8 meters ▶ NOTE: All TC5X Cradles include this cable. 	
PWR-BGA12V50W0WWW		Power Supply	<ul style="list-style-type: none"> ▶ Replaces PWRS-14000-148R ▶ Used to power Single Slot Cradle and 4-Slot Battery Charger ▶ 100-240 VAC, 12VDC, 3.33A ▶ Level VI Efficiency rated ▶ NOTE: All TC5X Cradles include this power supply. 	DC Power Cord (CBL-DC-388A1-01) and AC Line Cord (23844-00-00R)
KIT-PWR-12V50W		Power Supply Kit	<ul style="list-style-type: none"> ▶ Includes Power Supply (PWR-BGA12V50W0WWW) and DC Line Cord (CBL-DC-388A1-01) 	AC Line Cord (23844-00-00R)
CBL-DC-381A1-01		DC Power Cord	<ul style="list-style-type: none"> ▶ Used to power 5-Slot ShareCradles when using Level VI Efficiency power supply (PWR-BGA12V108W0WWW) ▶ NOTE: All TC5X Multi-Slot ShareCradles include this cable. ▶ This cable does not include the black extension release latch which is not required when used on Multi-Slot ShareCradles. 	
CBL-DC-382A1-01		DC Power Cord	<ul style="list-style-type: none"> ▶ Used to power 5-Slot ShareCradles when using Level VI Efficiency power supply (PWR-BGA12V108W0WWW) ▶ Cable has black extension tab for releasing the cable from the back of the cradle. This isn't required when using Multi-Slot ShareCradles. 	
CBL-DC-523A1-01		2-Way DC Y Power Cord	<ul style="list-style-type: none"> ▶ Used to power two 4-Slot Battery Chargers from one Power Supply (PWR-BGA12V108W0WWW) 	
PWR-BGA12V108W0WWW		Power Supply	<ul style="list-style-type: none"> ▶ Replaces PWRS-14000-241R ▶ Used to power 5-Slot ShareCradles or two 4-Slot Spare Battery Chargers ▶ 9A, 108W ▶ Level VI Efficiency rated ▶ NOTE: All TC5X Cradles include this power supply. 	DC Line Cord (CBL-DC-381A1-01 or CBL-DC-523A1-01) and AC Line Cord (23844-00-00R)
23844-00-00R		AC Line Cord	<ul style="list-style-type: none"> ▶ Used to power Cradles. ▶ This AC Line Cord is for use in North America. See the AC Line Cords by Country TAG for comparable line cords to use in other countries. 	

<p>PWR-WUA5V12W0US (US plug style) PWR-WUA5V12W0GB (UK plug style) PWR-WUA5V12W0EU (EU plug style) PWR-WUA5V12W0AU (Australia plug style) PWR-WUA5V12W0CN (China plug style) PWR-WUA5V12W0IN (India plug style) PWR-WUA5V12W0KR (Korea plug style) PWR-WUA5V12W0BR (Brazil plug style)</p>		<p>USB Power Supply</p>	<ul style="list-style-type: none"> ▶ Used with Rugged USB/Charge Cable (CBL-TC51-USB1-01) ▶ Provides higher current (2.5A) for faster charging ▶ 100-240 VAC, 5 V, 2.5 A 	
--	---	-------------------------	---	--



In-Vehicle Power Supplies





Part Number	Picture	Description	Notes	Required Items
<p>CHG-AUTO-USB1-01 CHG-AUTO-USB1-BR (for Brazil)</p>		<p>USB Cigarette Lighter Adapter</p>	<ul style="list-style-type: none"> ▶ Used with Rugged USB/Charge Cable (CBL-TC51-USB1-01) ▶ Includes two USB A ports providing higher current (2.5A) for faster charging 	
<p>RAM-GDS-CHARGE-USB2QCCIG (3rd party) * https://www.rammount.com</p>		<p>RAM/GDS 2-Port USB Cigarette Charger</p>	<ul style="list-style-type: none"> ▶ Typically used with RAM Charge-Only Vehicle Cradle (RAM-HOL-ZE6U). ▶ Input: DC 12-18V ▶ Output: 3.6-6V~3A, 6.2-9V~2A, 9.2-12V~1.5A ▶ Power Output: 36W 	
<p>CHG-AUTO-CLA1-01</p>		<p>Cigarette Lighter Auto Charger Cable for USB I/O Hub</p>	<ul style="list-style-type: none"> ▶ 12/24V ▶ Includes tab on Barrel jack end for ensuring a reliable connection to USB I/O Hub (SHARE-USBH-01). ▶ Only compatible with USB I/O Hub (SHARE-USBH-01) which then powers TC5X Charge-Communication Vehicle Cradle (CRD-TC56-UVCD1-01) 	
<p>CHG-AUTO-HWIRE1-01</p>		<p>Hard Wired Auto Charger Cable for USB I/O Hub</p>	<ul style="list-style-type: none"> ▶ 12/24V ▶ Includes tab on Barrel jack end for ensuring a reliable connection to USB I/O Hub (SHARE-USBH-01). ▶ Bare wire end connects directly to vehicle power source. ▶ Only compatible with USB I/O Hub (SHARE-USBH-01) which then powers TC5X Charge-Communication Vehicle Cradle (CRD-TC56-UVCD1-01) ▶ Approximate cable length is 13 ft. 	




CBL-TC7X-GFS-01		Zebra Legacy Vehicle Cradle Power Adapter Cable	<ul style="list-style-type: none"> ▶ Allows TC5X Vehicle Cradles to use power cables from legacy Zebra device vehicle cradles including: MC5x/MC6x, MC7x, MC9x-Brick, MC9x-Short, or MC95 which use cable SKUs 25-128973-01R, 25-61987-01R, or 25-128974-01R. ▶ Cable length is 11.5" ▶ NOTE: This is a custom product. Please work with your Zebra representative to open a Custom Product Request (CPR) if you would like to order this cable. 	
ADPCBL-TC7X-USPS		Honeywell Legacy Vehicle Cradle Power Adapter Cable	<ul style="list-style-type: none"> ▶ Allows TC5X Vehicle Cradles to use power cables from legacy Honeywell vehicle cradles providing 12V - typically Honeywell 99ex. ▶ Cable length is about 12". ▶ NOTE: This is a custom product. Please work with your Zebra representative to open a Custom Product Request (CPR) if you would like to order this cable. 	
VAM-MPP-VHCH1-01 (CPR required for use with TC5X)		Vehicle Charger Cable for USB I/O Hub and ZQ500/QLn Series Printers	<ul style="list-style-type: none"> ▶ Charger with charge both the USB I/O Hub (SHARE-USBH-01) a ZQ500 or QLn series printer. ▶ Includes the following: <ul style="list-style-type: none"> (1) Power Supply (P1093358) which has square locking connector and one USB-A port which can be used to charge an additional device. (2) cable for charging USB I/O Hub (SHARE-USBH-01) (includes tab on Barrel jack end for ensuring a reliable connection to the cradle) and ZQ500/QLn printer (3) cable for charging TC7X Charging Cable Cup, Serial/Charge Cable, or USB/Charge Cable Cups and ZQ500/QLn printer - will not be used with TC5X. (4) Cigarette Lighter Adapter power cord (5) Hard Wired (bare wire) power cord Choose preferred power cord (4) or (5) ▶ NOTE: This charging solution has not been officially validated with the TC5X. Please submit a CPR at http://cpr.zebra.lan (Zebra internal site) if you would like to use this cable with the TC5X. 	
16411 (12-32 VDC input) 16412 (20-60 VDC input) 16515 (72-110 VDC input) Gamber Johnson (3rd party) * http://www.gamberjohnson.com		Lind 12V Isolated Power Supply for Vehicle Cradles	<ul style="list-style-type: none"> ▶ Typically used when powering USB I/O Hub (SHARE-USBH-01) + TC5X Charge-Communication Vehicle Cradle (CRD-TC56-UVCD1-01) from higher voltage vehicles. ▶ Provides 12V DC output required by cradle. 	

<p>3PTY-PCLIP-945082 3PTY-PCLIP945082BR (for Brazil)</p>		<p>Cigarette Lighter Auto Charger Cable for Charge-Only Vehicle Cradle</p>	<ul style="list-style-type: none"> ▶ Only compatible with TC5X Charge-Only Vehicle Cradle (CRD-TC56-CVCD1-01) or Charge-Only Vehicle Cradle, Drop-in style (3PTY-PCLIP-241424) ▶ 12-24V input, 5V output 	
<p>3PTY-PCLIP-945081 3PTY-PCLIP945081BR (for Brazil)</p>		<p>Hard Wired Auto Charger Cable for Charge-Only Vehicle Cradle</p>	<ul style="list-style-type: none"> ▶ Only compatible with TC5X Charge-Only Vehicle Cradle (CRD-TC56-CVCD1-01) or Charge-Only Vehicle Cradle, Drop-in style (3PTY-PCLIP-241424) ▶ 12-24V input, 5V output 	
<p>RAM-GDS-CHARGE-V7BU (3rd party) * https://www.rammount.com</p>		<p>RAM/GDS Modular Hardwire Charger with Female USB Type-A Connector</p>	<ul style="list-style-type: none"> ▶ Typically used with RAM Charge-Only Vehicle Cradle (RAM-HOL-ZE6U). ▶ Quick disconnect feature allows easy connections to any USB Type-A device for charging. ▶ Input Range: 8V - 40V DC ▶ Output Voltage: 5VDC ▶ Output Current: 2.5A max 	
<p>VAM-MPM-VHCH1-01</p>		<p>Vehicle Charger Cable for Charge-Only Vehicle Cradle and USB Charge Port (for charging ZQ300 Series Printer)</p>	<ul style="list-style-type: none"> ▶ Charger will charge both the TC5X Charge-Only Vehicle Cradle (CRD-TC56-CVCD1-01) or Charge-Only Vehicle Cradle, Drop-in style (3PTY-PCLIP-241424) AND a ZQ300 series printer (or other device using USB charging) ▶ Includes Power Supply (P1093358) which has square locking connector (for powering Charge-Only Vehicle Cradle) and one USB-A port where the ZQ3's USB-C cable can be plugged in for charging. ▶ Includes both Cigarette Lighter Adapter and Hard Wired (bare wire) connectors for connecting to vehicle power. Choose the preferred connector type. 	

Batteries

Batteries				
Part Number	Picture	Description	Notes	Required Items
<p>BTRY-TC51-43MA1-01 BTRY-TC51-43MA1-10 (10 pack) BTRY-TC51-43MA1-BR (for use in Brazil)(single battery) BTRY-TC51-43MA1-IN (for use in India)(single battery)</p>		<p>Spare 1X Battery with PowerPrecision Plus (4300 mAh)</p> 	<ul style="list-style-type: none"> ▶ Designed, manufactured & tested to meet rigorous controls & standards ▶ Premium-grade cells with higher capacity & longer life cycle ▶ Designed to help prevent overcharging & electrical shock ▶ Strong & robust housing for optimal performance & durability ▶ Information available: <ul style="list-style-type: none"> - Advanced state of Charge (shows the remaining battery power based on two factors: present charge and present real-time usage patterns of the device. - Advanced State of Health (highly accurate end-of-life prediction) - Dynamic usage patterns are constantly calculated, factoring in criteria such as the applications that are in use and scanning frequency). 	

<p>BTRY-TC5X-BTBCN4MA-01 (battery only)</p> <p>BTRY-TC5X-BLE-01-DT (battery and 3-year term Device Tracker Cloud license)</p>		<p>Spare 1X Battery with PowerPrecision Plus (4150 mAh) and BLE beacon</p> 	<ul style="list-style-type: none"> ▶ Designed, manufactured & tested to meet rigorous controls & standards ▶ Premium-grade cells with higher capacity & longer life cycle ▶ Designed to help prevent overcharging & electrical shock ▶ Strong & robust housing for optimal performance & durability ▶ Information available: <ul style="list-style-type: none"> - Advanced state of Charge (shows the remaining battery power based on two factors: present charge and present real-time usage patterns of the device. - Advanced State of Health (highly accurate end-of-life prediction) - Dynamic usage patterns are constantly calculated, factoring in criteria such as the applications that are in use and scanning frequency). ▶ Includes Bluetooth beacon allowing device to be located while powered off using solutions like Zebra Device Tracker. ▶ NOTE: Device may require OS/LifeGuard update to support Bluetooth beacon feature. 	
<p>BTRY-TC51-43HC1-01 BTRY-TC51-43HC1-10 (10 pack)</p> <p>BTRY-TC5X-43HC1-IA (for use in India)(single battery)</p>		<p>Spare Healthcare 1X Battery with PowerPrecision Plus (4300 mAh)</p> 	<ul style="list-style-type: none"> ▶ Has Healthcare blue disinfectant ready housing. ▶ Designed, manufactured & tested to meet rigorous controls & standards ▶ Premium-grade cells with higher capacity & longer life cycle ▶ Designed to help prevent overcharging & electrical shock ▶ Strong & robust housing for optimal performance & durability ▶ Information available: <ul style="list-style-type: none"> - Advanced state of Charge (shows the remaining battery power based on two factors: present charge and present real-time usage patterns of the device. - Advanced State of Health (highly accurate end-of-life prediction) - Dynamic usage patterns are constantly calculated, factoring in criteria such as the applications that are in use and scanning frequency). 	

<p>BTRY-TC5X-BTBCN4HC-01 (battery only)</p>		<p>Spare Healthcare 1X Battery with PowerPrecision Plus (4150 mAh) and BLE beacon</p>  	<ul style="list-style-type: none"> ▶ Has Healthcare blue disinfectant ready housing. ▶ Designed, manufactured & tested to meet rigorous controls & standards ▶ Premium-grade cells with higher capacity & longer life cycle ▶ Designed to help prevent overcharging & electrical shock ▶ Strong & robust housing for optimal performance & durability ▶ Information available: <ul style="list-style-type: none"> - Advanced state of Charge (shows the remaining battery power based on two factors: present charge and present real-time usage patterns of the device. - Advanced State of Health (highly accurate end-of-life prediction) - Dynamic usage patterns are constantly calculated, factoring in criteria such as the applications that are in use and scanning frequency). ▶ Includes Bluetooth beacon allowing device to be located while powered off using solutions like Zebra Device Tracker. ▶ NOTE: Device may require OS/LifeGuard update to support Bluetooth beacon feature. 	
---	---	--	---	--